



RANCHO SANTA FE FIRE PROTECTION DISTRICT BOARD OF DIRECTORS MEETING AGENDA

Rancho Santa Fe FPD
Board Room – 18027 Calle Ambiente
Rancho Santa Fe, California 92067

June 13, 2017
1:00 pm PT
Special Meeting (*in lieu of regular meeting*)

RULES FOR ADDRESSING BOARD OF DIRECTORS

Members of the audience who wish to address the Board of Directors are requested to complete a form near the entrance of the meeting room and submit it to the Board Clerk.

Any person may address the Board on any item of Board business or Board concern. The Board cannot take action on any matter presented during Public Comment, but can refer it to the Administrative Officer for review and possible discussion at a future meeting. As permitted by State Law, the Board MAY take action on matters of an urgent nature or which require immediate attention. The maximum time allotted for each presentation is FIVE (5) MINUTES.

Pledge of Allegiance

1. Roll Call
2. Public Comment

All items listed on the Consent Calendar are considered routine and will be enacted by one motion without discussion unless Board Members, Staff or the public requests removal of an item for separate discussion and action. The Board of Directors has the option of considering items removed from the Consent Calendar immediately or under Unfinished Business.

3. Consent Calendar

a. Board of Directors Minutes

- Board of Directors minutes of May 10, 2017

ACTION REQUESTED: **Approve**

b. Receive and File

- Monthly/Quarterly Reports

(1) List of Demands Check 28740 thru 28859, Electronic File Transfers (EFT), and Wire Transfer(s) for the period May 1 – 31, 2017 totaling:	\$ 787,438.54
Payroll for the period May 1 – 31, 2017	\$ 594,812.56
Wire Transfer(s) period May 1 – 31, 2017	\$ <u>201,702.24</u>
TOTAL DISTRIBUTION	\$1,583,953.34

(2) Activity Reports – May 2017

(a) Operations

(b) Training

(c) Fire Prevention

(d) Correspondence - letters/cards were received from the following members of the public:

(i) None

ACTION REQUESTED: **Information**

4. Old Business

- a. None

5. New Business

- a. Fixed Charge Special Assessment for Weed Abatement

To discuss and/or approve a special assessment Parcel No. 303-050-34-00, and 265-191-28-00 for nonpayment of forced abatement fees. [Staff Report 17-10](#)

ACTION REQUESTED: **Approve and deliver special assessment for nonpayment of fees to the County of San Diego**

- b. Preliminary Budget FY18

To discuss and/or approve the preliminary budget for the next fiscal year, and schedule a public hearing for final adoption.

ACTION REQUESTED: **Approve and set public hearing**

6. Oral Report

- a. Fire Chief – Michel

- BC Jim Sturtevant - Retirement
- Fire Season Outlook
- CalFire Defensible Space Inspections

- b. Operations – Deputy Chief

- c. Volunteer – Division Chief

- d. Training – Battalion Chief

- Training Video

- e. Fire Prevention – Fire Marshal

- f. Administrative Manager

- CalPERS Educational Forum 2017 – October 23-25
- RSFFPD Board of Directors Meeting - October 11, 2017

- g. Board of Directors

- North County Dispatch JPA – Update
- County Service Area – 17 – Update
- Comments

7. Adjournment

The next regular meeting Board of Directors meeting to be July 12, 2017 in the Board Room located at 18027 Calle Ambiente, Rancho Santa Fe, California. The business meeting will commence at 1:00 p.m.



RANCHO SANTA FE FIRE PROTECTION DISTRICT
Board of Directors Special Meeting (in lieu of regular)
Agenda
Tuesday, June 13, 2017 1:00 pm PT

CERTIFICATION OF POSTING

I certify that on June 9, 2017 a copy of the foregoing agenda was posted on the District's website and near the meeting place of the Board of Directors of Rancho Santa Fe Fire Protection District, said time being at least 72 hours in advance of the meeting of the Board of Directors (Government Code Section 54954.2)

Executed at Rancho Santa Fe, California on June 9, 2017

A handwritten signature in black ink, appearing to read "Karlana Rannals", written over a horizontal line.

Karlana Rannals
Board Clerk



RANCHO SANTA FE FIRE PROTECTION DISTRICT
Regular Board of Directors Meeting
Minutes – May 10, 2017

These minutes reflect the order in which items appeared on the meeting agenda and do not necessarily reflect the order in which items were actually considered.

President Ashcraft called to order the regular session of the Rancho Santa Fe Fire Protection District Board of Directors at 1:06 pm.

Pledge of Allegiance

Battalion Chief Dave McQuead led the assembly in the *Pledge of Allegiance*.

1. Roll Call

Directors Present: Ashcraft, Hillgren, Malin, Stine, Tanner - *Director Hillgren participated via teleconference*

Directors Absent: None

Staff Present: Tony Michel, Fire Chief; Fred Cox, Deputy Chief; Frank Twohy, Division Chief; Bret Davidson, Battalion Chief; Dave McQuead, Battalion Chief; Marlene Donner, Fire Marshal; and Karlana Rannals, Board Clerk

President Ashcraft informed the Board that pursuant to government code section 54957 there is a request to amend the agenda to include the following topics for discussion and/or action:

AMEND AGENDA ITEM

6. New Business

c. Request to Change the Date of the June 21, 2017 Special Meeting

MOTION BY DIRECTOR TANNER, SECOND BY DIRECTOR MALIN, APPROVED on the following roll call vote to amend the agenda as requested:

AYES: Ashcraft, Hillgren, Malin, Stine, Tanner

NOES: None

ABSENT: None

ABSTAIN: None

2. Motion waiving reading in full of all Resolutions/Ordinances

MOTION BY DIRECTOR MALIN, SECOND BY DIRECTOR STINE, CARRIED 5 AYES; 0 NOES; 0 ABSENT; 0 ABSTAIN to waive reading in full all resolutions/ordinances. *The vote was conducted via roll call.*

3. Public Comment

No one requested to speak to the Board.

4. Consent Calendar

MOTION BY DIRECTOR STINE, SECOND BY DIRECTOR STINE, TANNER 5 AYES; 0 NOES; 0 ABSENT; 0 ABSTAIN to approve the consent calendar as submitted. *The vote was conducted via roll call.*

a. *Board of Directors Minutes*

- i) Board of Directors minutes of April 12, 2017

b. *Receive and File*

- i) *Monthly/Quarterly Reports*

(1) List of Demands Check 28626 thru 28739, Electronic File Transfers (EFT), and Wire Transfer(s) for the period April 1 – 30, 2017 totaling:	\$ 289,323.00
Payroll for the period April 1 – 30, 2017	\$ 582,648.59
Wire Transfer(s) April 1 – 30, 2017	<u>\$ 143,297.25</u>
TOTAL DISTRIBUTION	\$1,015,268.84

- (2) Budget Review – July 1, 2016 – March 31, 2017

- (3) Cash Statement

- (4) Activity Reports – April 2017

- a. Operations

- b. Training

- c. Fire Prevention

- d. Correspondence – letters/cards were received from the following members of the public:

- None

5. Old Business

- a. None

6. New Business

a. *Article XIII B California Constitution Appropriations Limit*

Karlena Rannals summarized the staff report provided. She reported that she was unable to include the population of the Elfin Forest/Harmony Grove Community resulting from the reorganization, as state law does not allow the population increase to be included in the calculation. Staff recommends that the board select the California per capital personal income (3.69%) and the change in population with San Diego County average (.92%) in the interim, which would keep the District in compliance in determining the limit. She then recommended, the Board of Directors authorize staff to execute a contract with the State of California Department of Finance for the preparation of an estimate of the annual percentage change in population, estimated to cost \$1,500 by June 1, 2017. Staff responded to questions from the board.

MOTION BY DIRECTOR MALIN, SECOND BY DIRECTOR HILLGREN, CARRIED 5 AYES; 0 NOES; 0 ABSENT; 0 ABSTAIN (*the vote was conducted via roll call*) to accept the following staff recommendations:

1. To select the change in California per capital personal income (3.69%) for the Cost of Living Factor and the change in population within San Diego County average (.92%).
2. It is necessary that the Board choose to submit population documentation to State Department of Finance Demographic Research Unit for certification by June 1, 2017 to prepare an estimate of the annual percent change in population for the Rancho Santa Fe Fire Protection District.
3. Authorize staff to execute a contract with the State of California Department of Finance to prepare an estimate of the annual percent change in population for a cost estimated at \$1,500.

b. *Contract – Amendment No. 3 to Standard Industrial/Commercial/Multi-Tenant Lease - Gross*

Chief Michel reported that the Rancho Santa Fe Association has requested an amendment to the contract for an additional year for the microwave system. He reports that the microwave is already in place and does not affect the District negatively. He recommended that the board approve the amendment and authorize the Fire Chief to execute the contract. He responded to questions from the board.

MOTION BY DIRECTOR STINE, SECOND BY DIRECTOR HILLGREN, CARRIED 5 AYES; 0 NOES; 0 ABSENT; 0 ABSTAIN (*the vote was conducted via roll call*) to accept the following staff recommendations:

1. Approve Amendment No. 3 to Standard Industrial/Commercial/Multi-Tenant Lease – Gross; and
2. Authorize the Fire Chief to execute the contract.

c. *Request to Change the Date of the June 21, 2017 Special Meeting*

President Ashcraft requested consideration that the June 21 special meeting be rescheduled. He is not able to attend, and would like the full board in attendance since this is the meeting that the preliminary budget is approved. At the conclusion of the discussion, all board members reached consensus to reschedule the meeting to June 13, 2017.

MOTION BY DIRECTOR MALIN, SECOND BY DIRECTOR STINE, CARRIED 5 AYES; 0 NOES; 0 ABSENT; 0 ABSTAIN (*the vote was conducted via roll call*) to change the special meeting from June 21 to June 13, 2017.

7. Resolutions/Ordinance

a. Resolution No. 2017-07

Chief Michel informed the Board that this resolution required by the County of San Diego must be renewed annually. If adopted, the special tax will continue at \$10.00 per benefit unit for FY18.

MOTION BY DIRECTOR MALIN, SECOND BY DIRECTOR STINE, and ADOPTED Resolution No. 2017-07 entitled a *Resolution of the Board of Directors of the Rancho Santa Fe Fire Protection District Setting Benefit Charges for fiscal year 2017/2018* on the following roll call vote:

AYES:	Ashcraft, Hillgren, Malin, Stine, Tanner
NOES:	None
ABSTAIN:	None
ABSENT:	None

b. Resolution No. 2017-08

Chief Michel informed the Board that this resolution is necessary to continue the collection of the voter approved special assessment in the tax rate areas within the Elfin Forest/Harmony Grove reorganization. Legal counsel has reviewed and supports the resolution submitted. If adopted, the special tax will continue at \$152.24 per benefit unit for FY18. Staff responded to questions from the board.

MOTION BY DIRECTOR MALIN, SECOND BY DIRECTOR STINE, and ADOPTED Resolution No. 2017-08 entitled a *Resolution of the Board of Directors of the Rancho Santa Fe Fire Protection District Adopting Levies Establishing the Benefit Charges for fiscal year 2017/2018* on the following roll call vote:

AYES:	Ashcraft, Hillgren, Malin, Stine, Tanner
NOES:	None
ABSTAIN:	None
ABSENT:	None

8. Oral Report

a. Fire Chief – Michel

- i) Employee Recognition Dinner – April 22, 2017: he recapped the successful event. He noted that a thank you letter was sent to the Nicholas family from the Fire District.
- ii) Ad hoc Committee - Finance: he reported that the ad hoc committee met to review the cash position of the District. The County of San Diego provided the District with the negotiated tax shortfall up front; however, it will be amortized over an eight-year period. He also noted that there would be an operational surplus because of all of the capital cash received for the construction of the fire station and the CSA-107 fund balance that was transferred to the District.
- iii) Battalion Chief Test: he reports that Captain Dave Livingstone was offered the Battalion Chief position for the retiring BC Sturtevant. He will start May 16 for an approximate 45-day orientation period. With Captain Livingstone's promotion, additional promotions to Captain and Engineer will occur.
- iv) Upcoming Fire Season: fire season has started early. Two fires have occurred to date because of prevention (weed abatement) efforts.

b. Operations – Deputy Chief

Chief Cox summarized the previous month's activity, noting district personnel responded to 289 incidents. He reviewed the district's fuel moistures, noting that despite the rain, the moisture levels are approximately 70%. The long awaited engine nearly one year late, is in Anaheim and should be delivered to the District by the end of the month. The second engine on order is scheduled for an October delivery. He also discussed the new mentorship program that was started pairing career firefighters with the volunteers. It is working well.

c. Elfin Forest Volunteer Division – Division Chief

Chief Twohy reported on a community presentation about Harmony Village South and the prevention concerns delivered by Fire Marshal Donner and Chief Michel. They are seeing an increase in the number of volunteers. He also read a letter of resignation from a volunteer noting at the end of his reading how District personnel and the opportunity to volunteer are making a difference in young people's lives.

d. Training – Battalion Chief

Chief McQuead reported that personnel participated in RT130 (which is wildland training); SCBA training; County Wildland Drill; Battalion Chief Exam; Driver Operator Academy and testing; and the Districts' first training video for all district personnel. He specifically named the numerous personnel who helped in all of the recent activities.

Minutes

Rancho Santa Fe Fire Protection District Board of Directors

May 10, 2017

Page 5 of 5

e. Fire Prevention – Fire Marshal

Fire Marshal Donner reported that the staff has continued to be very busy with inspections at The Inn at Rancho Santa Fe. The annual weed abatement letters will be mailed within the next week. The District is accepting applications for Forestry Intern.

Chief Michel gave kudos to the Fire Prevention staff on their presentation at the Elfin Forest/Harmony Grove community presentation. They did an outstanding job. He further added that after the fire prevention presentation, he answered questions from the community regarding the Harmony Grove Village South Fire Protection Plan.

f. Administrative Manager

Ms. Rannals discussed the following with the board members:

- i) Board of Directors meeting has been rescheduled to June 13, 2017
- ii) CalPERS Education Forum 2017: the Forum is scheduled for October 23-25 in Rancho Mirage. If any board member wishes to attend, please contact her directly. Early registration starts in June.

g. Board of Directors

- i) North County Dispatch JPA Update – Ashcraft: no report. Next meeting May 25, 2017
- ii) County Service Area – 17 Update – Hillgren: Director Stine attended meeting on May 2, 2017. He reported that there was no mention of the LAFCO application, and the Advisory Board was provided an hour-long presentation on mosquito borne diseases.
- iii) Comments

- (1) Hillgren: (a) complimentary to the hosts of the Employee Recognition Dinner; and (b) working with Dale Mosby for the golf tournament planned for June 14, 2017.

9. Adjournment

Meeting adjourned at 2:25 pm.

Karlana Rannals
Secretary

James H Ashcraft
President

Rancho Santa Fe Fire Protection District

List of Demands ~ May 2017

Check No.	Amount	Vendor	Purpose
28740	\$442.50	Accme Janitorial Service Inc	Building ADMIN
28741	\$122.71	Allstar Water Systems Inc	Building RSF1
28742	\$712.00	Bay City Electric Works Inc	Generator RSF3 - Maintenance & Service
28743	\$3,320.00	California Health & Safety	Fit Testing
28744	\$1,220.00	California's Own Native Landscape De	Landscaping Maintenance Service
28745	\$200.78	Cox Communications	Telephone RSF
28746	\$1,047.96	Direct Energy Business - Dallas	Elec/Gas/Propane RSF1
28747	\$100.81	Dish	Cable RSF6
28748	\$992.75	Engineered Mechanical Services Inc	Building RSF1
28749	\$337.50	Johnson Equipment Co	Radio Equipment Replacement
28750	\$323.25	Konica Minolta Business Inc	Copier Maintenance Contract
28751	\$236.76	Metro Fire & Safety Inc	Safety: Extinguishers (Service & Purchas
28752	\$1,500.00	Pacific Sun Dvelopment	Building RSF1
28753	\$1,623.91	Parkhouse Tire, Inc.	Apparatus: Tires & Tubes
28754	\$1,206.07	SoCo Group Inc	Fuel: Gasoline & Diesel
28755	\$293.00	Terminix International	Building RSF
28756	\$14.85	U P S	Shipping Service
28757	\$2,440.88	Verizon Wireless	Telephone - Cellular
28758	\$13.99	4S Ranch Gasoline & Carwash LP	Apparatus: Car Wash
28759	\$210.00	Aair Purification Systems	Building RSF1
28760	\$337.16	AT&T Calnet 2/3	Telephone
28761	\$9,000.00	Biglione Construction Management, In	RSF5 Station Design/Build
28762	\$1,220.00	California's Own Native Landscape De	Landscaping Maintenance Service
28763	\$243.00	Ciuchta, Brian	Education/Training Reimbursement
28764	\$400.00	County of San Diego EMS	CSA-17 Contract
28765	\$3,183.68	County of SD/RCS	CAP Code Paging Service-Monthly Service
28766	\$25,141.00	Eagle Paving Company	Station Maintenance - RSF5
28767	\$157.35	EDCO Waste & Recycling Inc	Trash RSF
28768	\$1,422.49	Engineered Mechanical Services Inc	Building RSF1
28769	\$1,695.00	Fitch Law Firm Inc	Legal Services
28770	\$245.26	Gloria J Murphy	Training Equipment/Supplies Volunteer Di
28771	\$45.00	Jobs Available Inc.	Advertising
28772	\$5,725.74	Johnson Equipment Co	2017 Ford Explorer - 1781

Rancho Santa Fe Fire Protection District

List of Demands ~ May 2017

Check No.	Amount	Vendor	Purpose
28773	\$12,521.04	Konica Minolta Business Inc	Copier - Replacement
28774	\$217.00	McVey, Craig A	CSA-17 Contract
28775	\$58.23	MES California	Calibration/Maint Spec Equip-Gas Monitor
28776	\$629.82	Mosby, Dale	Station Maintenance - RSF3
28777	\$1,199.15	Olivenhain Municipal Water District	Water RSF
28778	\$5,890.52	Out-Fit	Fitness Equipment
28779	\$5,936.00	Palomar College	In-Service Training Program-Regional FF
28780	\$1,587.10	Parkhouse Tire, Inc.	Apparatus: Tires & Tubes
28781	\$183.90	Rincon Del Diablo Municipal Water Di	Water RSF5
28782	\$300.00	SDCFCA	Meetings/Meal Expenses
28783	\$585.69	SDG&E	Elec/Gas/Propane RSF6
28784	\$1,696.96	SoCo Group Inc	Fuel: Gasoline & Diesel
28785	\$66.00	Terminix International	Building RSF
28786	\$1,593.66	ThyssenKrupp Elevator Inc	Elevator Service
28787	\$544.99	Time Warner Cable	Telephone ADMIN
28788	\$1,535.50	Transamerican Mailing & Fulfillment	Postage
28789	\$125.50	U P S	Shipping Service
28790	\$19,051.22	U S Bank Corporate Payment System	Cal-Card./IMPAC program
28791	\$438.22	U.S. TelePacific Corp.	Telephone ADMIN
28792	\$93.87	Uniforms Plus	Uniforms: Volunteers
28793	\$1,608.60	United Site Services	Sewer RSF5
28794	\$1,826.91	Waste Management Inc	Trash RSF
28795	\$323.21	Willis, Erwin L.	Computer Equipment/Parts
28796	\$6,350.00	WinTech Computer Services	Consulting Services
28797	\$360.77	About Service Inc	Scheduled
28799	\$111.65	Airgas Inc	Safety: Breathing Air
28800	\$645.09	Allstar Water Systems Inc	Building RSF4
28801	\$244.46	AT&T	Telephone RSF5
28802	\$1,848.54	AT&T Calnet 2/3	Telephone RSF6
28807	\$1,040.06	California Health & Safety	Fit Testing
28808	\$351.18	Day Wireless Systems Inc	Radio Equipment Replacement
28809	\$32.20	Galindo, Chris	Mileage Reimbursement
28810	\$290.22	Home Depot, Inc	Station Maintenance

Rancho Santa Fe Fire Protection District

List of Demands ~ May 2017

<i>Check No.</i>	<i>Amount</i>	<i>Vendor</i>	<i>Purpose</i>
28811	\$433.44	Konica Minolta Business Inc	Copier Maintenance Contract
28812	\$400.00	Konica Minolta Business Inc	Copier Maintenance Contract
28813	\$132.95	Orion Broadband	Telephone RSF1
28814	\$70.00	RSF Mail Delivery Solutions	Mail Delivery Service
28815	\$1,550.52	San Dieguito Trophy Inc	Building RSF6
28816	\$700.00	Santa Fe Irrigation District	NCDJPA Rebill
28817	\$195.00	SDCFCA - FPO Section	FP - Local Conference/Seminars
28819	\$8,983.25	SDG&E	Elec/Gas/Propane RSF3
28828	\$2,121.14	SoCo Group Inc	Fuel: Gasoline & Diesel
28830	\$99.12	Time Warner Cable	Cable RSF4
28832	\$14.85	U P S	Shipping Service
28833	\$248.43	Verizon Wireless	Telephone - Cellular
28834	\$43.09	Willis, Erwin L.	Computer Equipment/Parts
28835	\$128.00	A to Z Plumbing Inc	Building RSF4
28836	\$1,084.30	Armanino LLP	Consulting Services
28837	\$179.14	AT&T	Telephone RSF
28838	\$1,323.00	C.A.P.F.	Disability Ins Short & Long
28840	\$2,370.00	Cielo Village Partners LP	Cielo HOA Fees
28841	\$410.13	Complete Office of California Inc	Office Supplies
28842	\$292.00	County of San Diego, DEH	Permit: County/City
28843	\$250.26	Cox Communications	Telephone RSF
28844	\$1,962.13	Fire ETC Inc	Safety Clothing (Protective)
28845	\$2,700.00	FireStats	GIS Services/Response Criteria Services
28847	\$4,967.08	Garrett Electric Inc	Building RSF
28848	\$70.02	Gloria J Murphy	Training Equipment/Supplies Volunteer Di
28849	\$3,652.35	Guardian Life Insurance Co	Medical Insurance
28850	\$488.00	Liebert Cassidy Whitmore	Legal Services
28851	\$679.61	Lincoln National Life Ins Co	Disability/Life Insurance
28852	\$55,298.18	Motorola Solutions Inc	Radio Equipment Replacement
28853	\$22,957.35	NCDJPA	Dispatching
28854	\$730.00	Power Plus!	Elec/Gas/Propane RSF5
28855	\$2,250.68	SoCo Group Inc	Fuel: Gasoline & Diesel
28856	\$243.00	Terminix International	Building RSF1

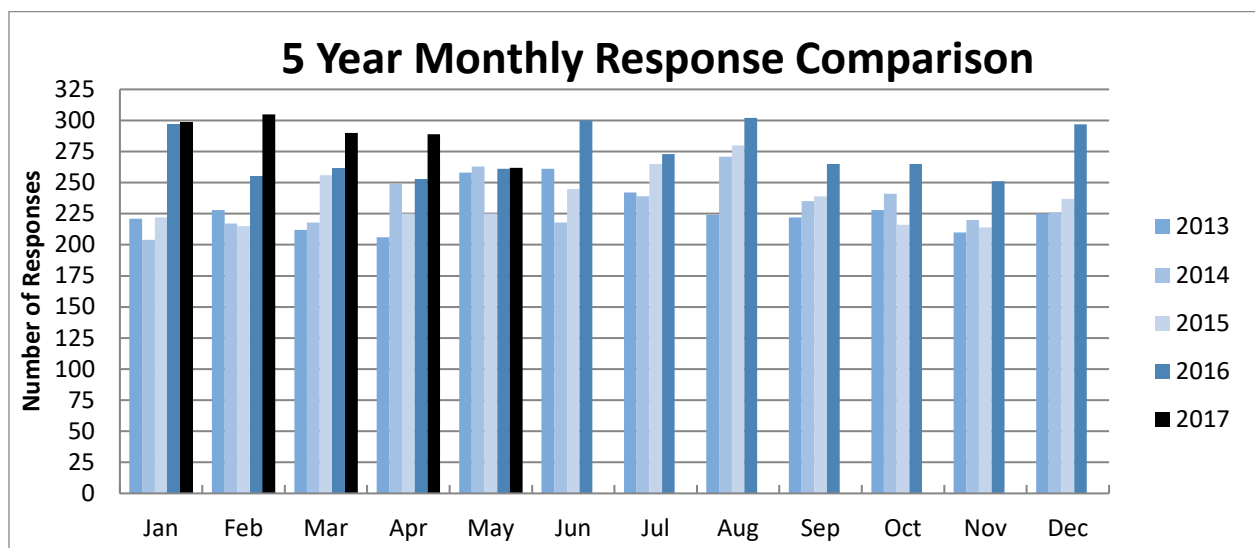
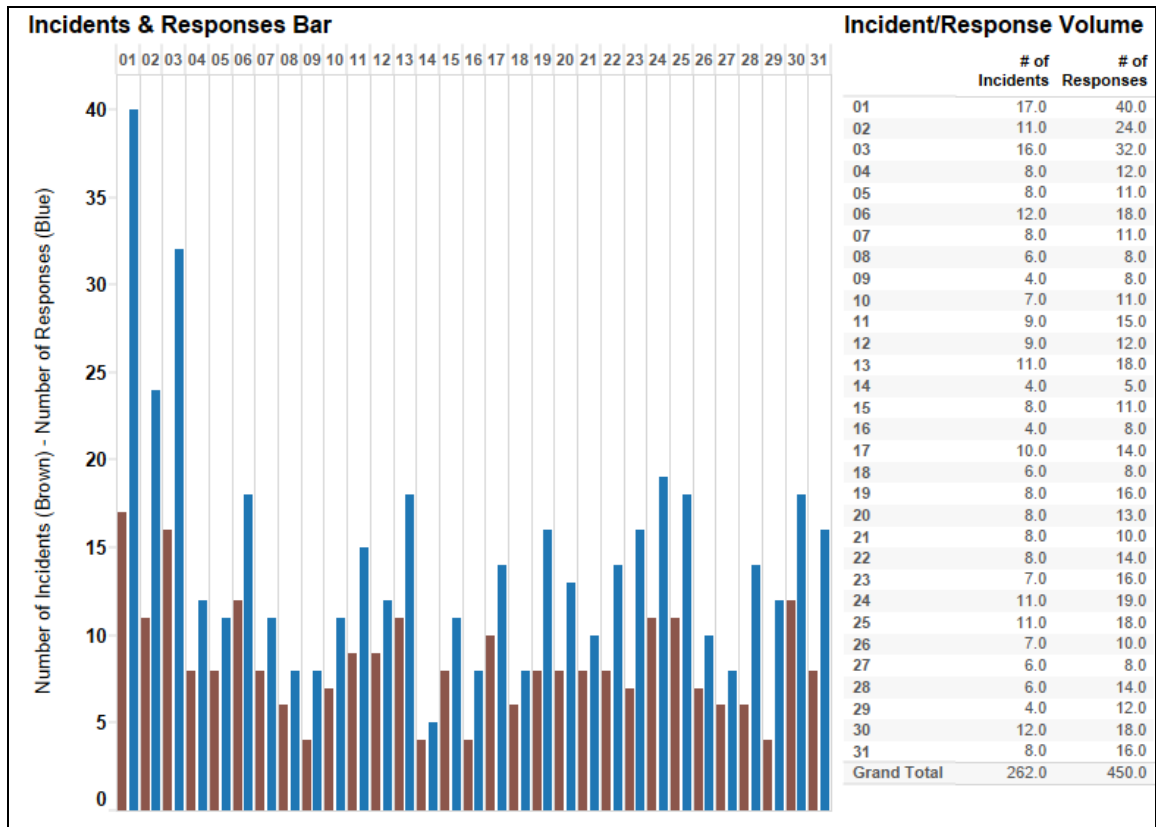
Rancho Santa Fe Fire Protection District

List of Demands ~ May 2017

Check No.	Amount	Vendor	Purpose
28857	\$1,688.79	Transamerican Mailing & Fulfillment	Postage
28858	\$14.85	U P S	Shipping Service
28859	\$524,467.02	Emergency Vehicle Group, Inc.	2016 Engine Equip #1611
EFT000000000311	\$42.48	Rannals, Karlana	Office Supplies
EFT000000000315	\$87.63	Havens, Burgen	Admin - Meal/Lodging/Travel
	\$9,648.09		
ACH Transfer	\$142,028.47	CalPERS	Retirement
ACH Transfer	\$59,673.77	CalPERS	Health benenfits
Subtotal	\$ 989,140.78		
5/15/2017	\$341,219.95	RSFFPD Personnel	Payroll
5/30/2017	\$253,592.61	RSFFPD Personnel	Payroll
	\$594,812.56		
Total	\$ 1,583,953.34		

May Incident Count

Stations 1 - 6



2017	Jan	Feb	Mar	Apr	May	Jun	Jul	Aug	Sep	Oct	Nov	Dec	YTD Responses
Responses	299	305	290	289	262								1,445
YTD	299	604	894	1,183	1,445								8.8%
2016	Jan	Feb	Mar	Apr	May	Jun	Jul	Aug	Sep	Oct	Nov	Dec	YTD Responses
Responses	297	255	262	253	261	300	273	302	265	265	251	297	3,281
YTD	297	552	814	1,067	1,328	1,628	1,901	2,203	2,468	2,733	2,984	3,281	15.6%
2015	Jan	Feb	Mar	Apr	May	Jun	Jul	Aug	Sep	Oct	Nov	Dec	YTD Responses
Responses	222	215	256	225	225	245	265	280	239	216	214	237	2,839
YTD	222	437	693	918	1,143	1,388	1,653	1,933	2,172	2,388	2,602	2,839	1.3%
2014	Jan	Feb	Mar	Apr	May	Jun	Jul	Aug	Sep	Oct	Nov	Dec	YTD Responses
Responses	204	217	218	249	263	218	239	271	235	241	220	226	2,801
YTD	204	421	639	888	1,151	1,369	1,608	1,879	2,114	2,355	2,575	2,801	2%
2013	Jan	Feb	Mar	Apr	May	Jun	Jul	Aug	Sep	Oct	Nov	Dec	YTD Responses
Responses	221	228	212	206	258	261	242	224	222	228	210	225	2,737
YTD	221	449	661	867	1,125	1,386	1,628	1,852	2,074	2,302	2,512	2,737	

Incident Response Summary by Station

Date Range: From 5/1/2017 To 5/31/2017

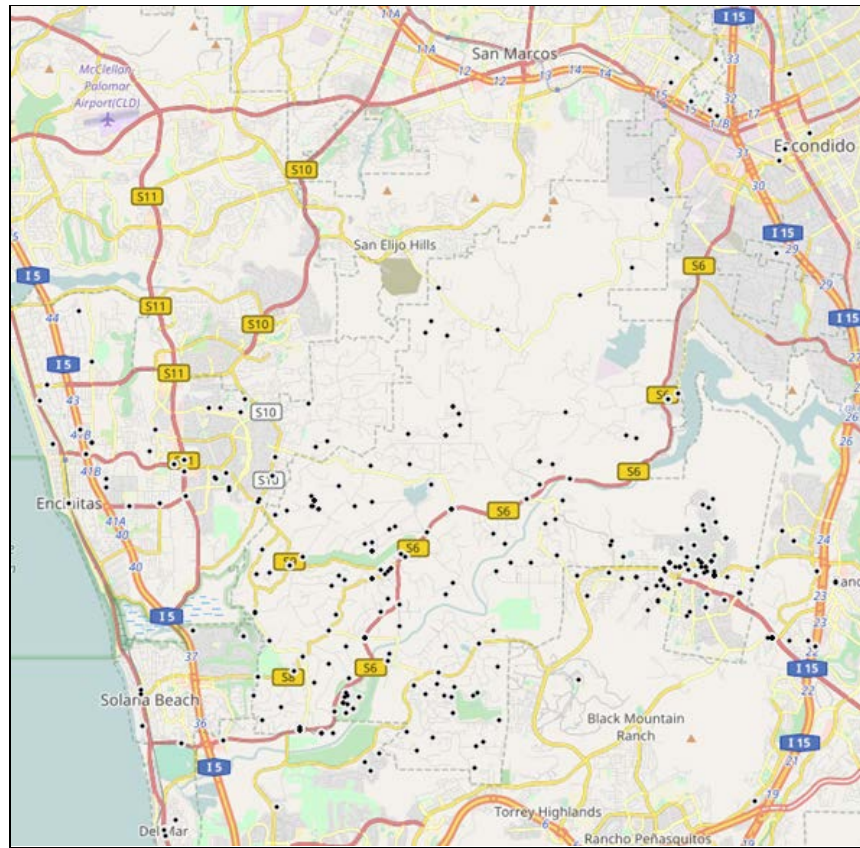
Station: RSF1	71
Station: RSF2	85
Station: RSF3	51
Station: RSF4	37
Station: RSF5	14
Station: RSF6	4
Total Incident Count:	262

Incident Summary by Incident Type

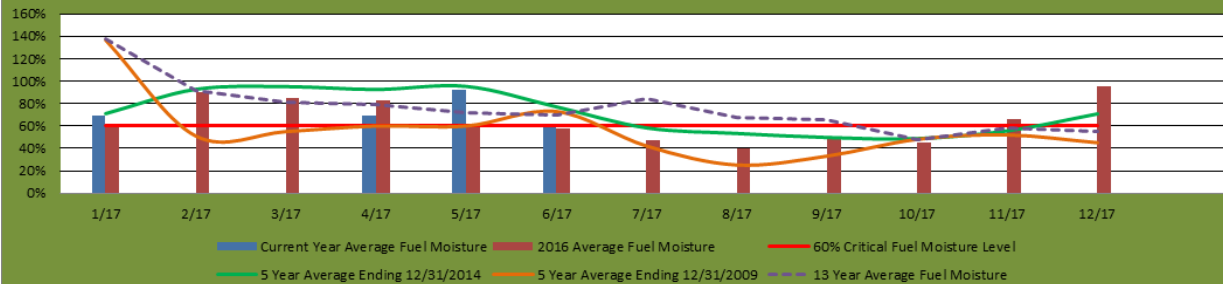
Date Range: From 5/1/2017 To 5/31/2017

Incident Type	Incident Count
Fire	16
EMS/Rescue	135
Hazardous Condition	1
Service Call	33
Good Intent	47
False Call	29
Other	0
Blank or Invalid	1
Totals	262

MAY INCIDENT DISTRIBUTION



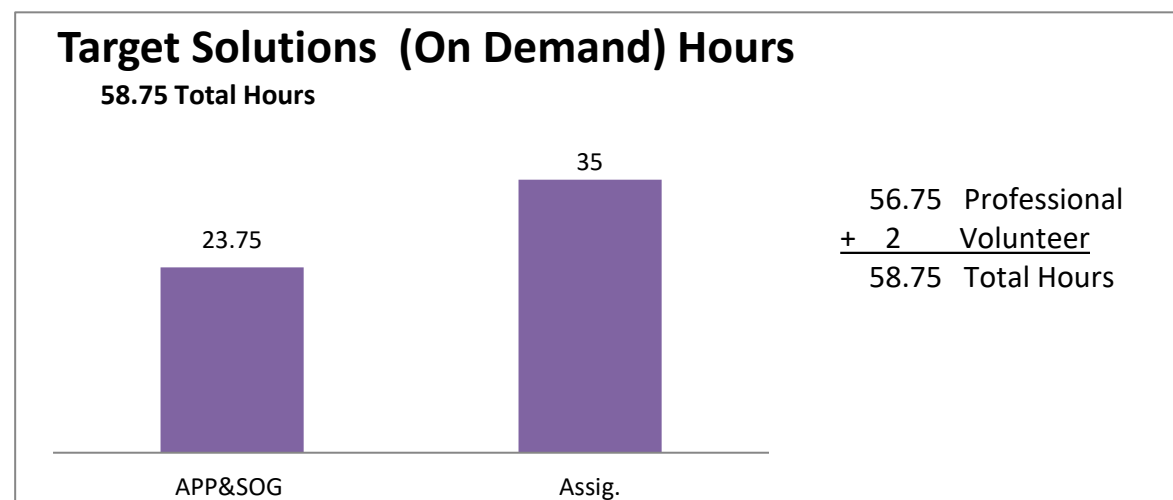
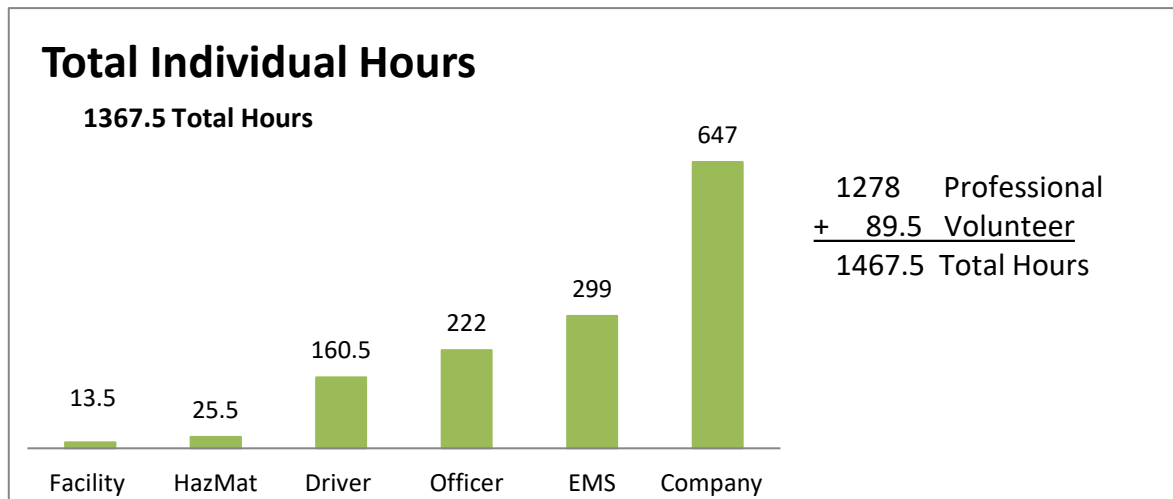
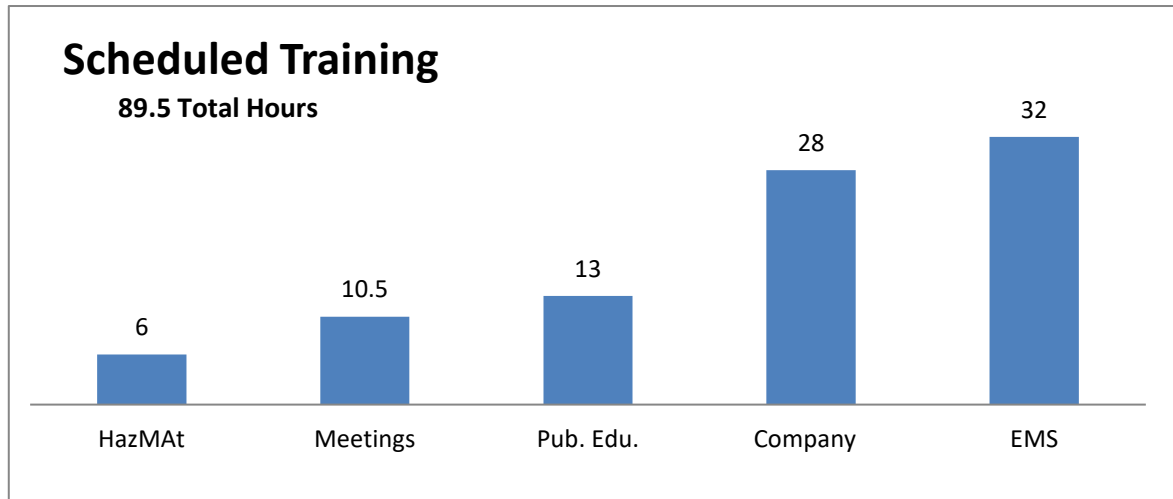
2017 District Live Fuel Moistures



Significant Incidents/Overhead Assignments				
DATE	Incident/ Location	TYPE	UNIT/PERSON	MISC
05/01	Riverside County	Wildland	2662	Mutual Aid to Cal Fire Riverside
05/01	Elfin Forrest	Wildland	2654, 2604, 2615, 2666, 2661	1/4 acre vegetation fire
5/18	Escondido	Wildland	2654	Mutual Aid to Escondido
05/19– 5/20	De Luz	Wildland	2662, 2606	Strike Team Assignment to Deluz
5/20	Camp Pendleton	Wildland	2654	Mutual Aid to MCP
5/20 – 5/21	County of SD - Dulzura	Wildland	2662, OES 336	Mutual Aid to County of SD
5/21	Escondido	Wildland	2615	Mutual Aid to Escondido

Training Division

May 2017



Training Division - Descriptions

Scheduled Training

Training hours are planned annually. This is to maintain a well organized year and to help the firefighters be successful with the hours required by Federal, State, Local.

Total Individual Hours - 6 Subjects

Subject	Definition	Examples
Company	Documentation of all Company Training that is not Driver, Officer, Haz-Mat, or Facility Training.	Aerial Ladder, Hose, Ladders, Physical Fitness, SCBA, Technical Rescue, Ventilation, etc.
Driver	This is for documenting Driver Training hours. Per ISO standards employees considered a "Driver" will be required to complete 12 hours of Driver Training annually. You can use this same form to record Driver Training hours for Non-Drivers and it will be counted towards Company Training.	Apparatus Inspections & Maintenance, Basic Hydraulics, Defensive Driving, Maps, Driving Heavy Vehicles, Etc.
Facility	This is live training conducted at an approved site. For the location to be approved it must have at least two acres on the property, a three story tower, and a burn facility. It is also important to note that the training must not just occur on the approved site, but the facility itself must be used. If your users are just sitting in a classroom at an approved site, this cannot count towards facility hours and the completion would need to be applied elsewhere. However, if the classroom portion was followed by utilization of the facility, the entire time could count towards Facility Training.	Company Evolutions, NFPA 1410 Driver/Operator, NFPA 1002 Fire Officer, NFPA 1021 Firefighter Skills, NFPA 1001 Hazardous Materials, NFPA 472 Live Fire, NFPA 1403 Other NFPA Fire Based Training
HazMat	This is for documenting Hazardous Materials Training hours. Per ISO standards all firefighters are required to complete 6 hours of Hazardous Materials Training annually.	DOT Guidebook Review, Decontamination Procedures, First Responder Operations, Etc.
Officer	Per ISO standards employees considered a "Officer" will be required to complete 12 hours of Officer Training annually. You can use this same form to record Officer Training hours for Non Officers and it will be counted towards Company Training.	Dispatch, General Education, Meetings, Orientation, Exam, Management Principles, Personnel, Promotional, Public Relations, Etc.
EMS	EMS is not tracked or required by Insurance service Organization for Rating. EMS Continuing Education is tracked for recertification of Paramedics (48/2yrs) and EMT (24/2yrs). Through Emergency Service Medical Administration (EMSA).	Continuing Education and SIMS

Mandated Hours

Hours completed through an assignment on an online database (Target Solutions). Mandated assignments are required by either Federal, State, Local.

Rancho Santa Fe Fire Protection District
Fire Prevention Bureau Monthly Activity Summary
May 2017

PLAN REVIEW

RESIDENTIAL PLAN REVIEWS	Number of Structures	Sq Footage
Fire Marshal	9	12,983
Fire Inspector	9	18,075
Fire Inspector/Forester	11	34,208
TOTAL	29	65,266
RESIDENTIAL ADDITIONS	Original Sq Footage	Added Sq Footage
Fire Marshal	0	0
Fire Inspector	32,902	3,226
Fire Inspector/Forester	0	0
TOTAL	32,902	3,226
COMMERCIAL PLAN REVIEWS	Number of Structures	Sq Footage
Fire Marshal	15	10,209
Fire Inspector	0	0
Fire Inspector/Forester	0	0
TOTAL	15	10,209
TOTAL NEW CONSTRUCTION		Sq Footage
Based on permitted Sq footage	Total Added	78,701
FIRE SPRINKLER REVIEWS	Commercial	Residential
Fire Marshal	1	2
Fire Inspector	0	7
Fire Inspector/Forester	0	1
TOTAL	1	10
TENANT IMPROVEMENTS	Number of Structures	Sq Footage
Fire Marshal	0	0
Fire Inspector	0	0
Fire Inspector/Forester	0	14,941
TOTAL	0	14,941
LANDSCAPE REVIEWS	Number of Reviews	Staff Hours
Fire Marshal	0	0.00
Fire Inspector	17	17.00
Fire Inspector/Forester	6	3.00
TOTAL	23	20.00

Rancho Santa Fe Fire Protection District
Fire Prevention Bureau Monthly Activity Summary
May 2017

SERVICES PROVIDED- FIRE PREVENTION

DPLU -All Staff	Number	Staff Hours
Project Availability Forms	0	0.00
Use Permits	5	5.00
Zaps	0	0.00
Administrative Review	0	0.00
Habit Plans	0	0.00
Approval Letters	0	0.00
CWPP/FPP	0	0.00
TOTAL	5	5.00
INSPECTION SERVICES- All Staff	Number of Inspections	Staff Hours
Undergrounds	6	3.50
Hydros (Fire Sprinklers)	19	18.00
Finals (Structures)	43	46.50
Landscape	2	2.00
Reinspections	2	0.00
Tents/Canopy	5	6.00
Burn Permits	3	1.00
Department of Social Service Licensing	2	1.00
Knox/Strobe	2	1.50
Code Enforcement	0	0.00
Engine Company Follow Up	0	0.00
Misc.	0	0.00
TOTAL	84	79.50
HAZARD INSPECTIONS - All Staff	Number of Inspections	Staff Hours
Weed Abatement Inspection	489	56.00
Weed Abatement Reinspection	22	3.50
1st Notice	151	37.75
2nd Notice	5	26.00
Final Notice	0	0.00
Forced Abatement	0	0.00
Annual Mailers	0	0.00
Homeowner Meeting	17	11.00
WUI	0	0.00
TOTAL	684	134.25
GRADING -All Staff	Number of Reviews	Staff Hours
Plan Review	1	1.00
TOTAL	1	1.00

Rancho Santa Fe Fire Protection District
Fire Prevention Bureau Monthly Activity Summary
May 2017

ADMINISTRATIVE SERVICES- FIRE PREVENTION

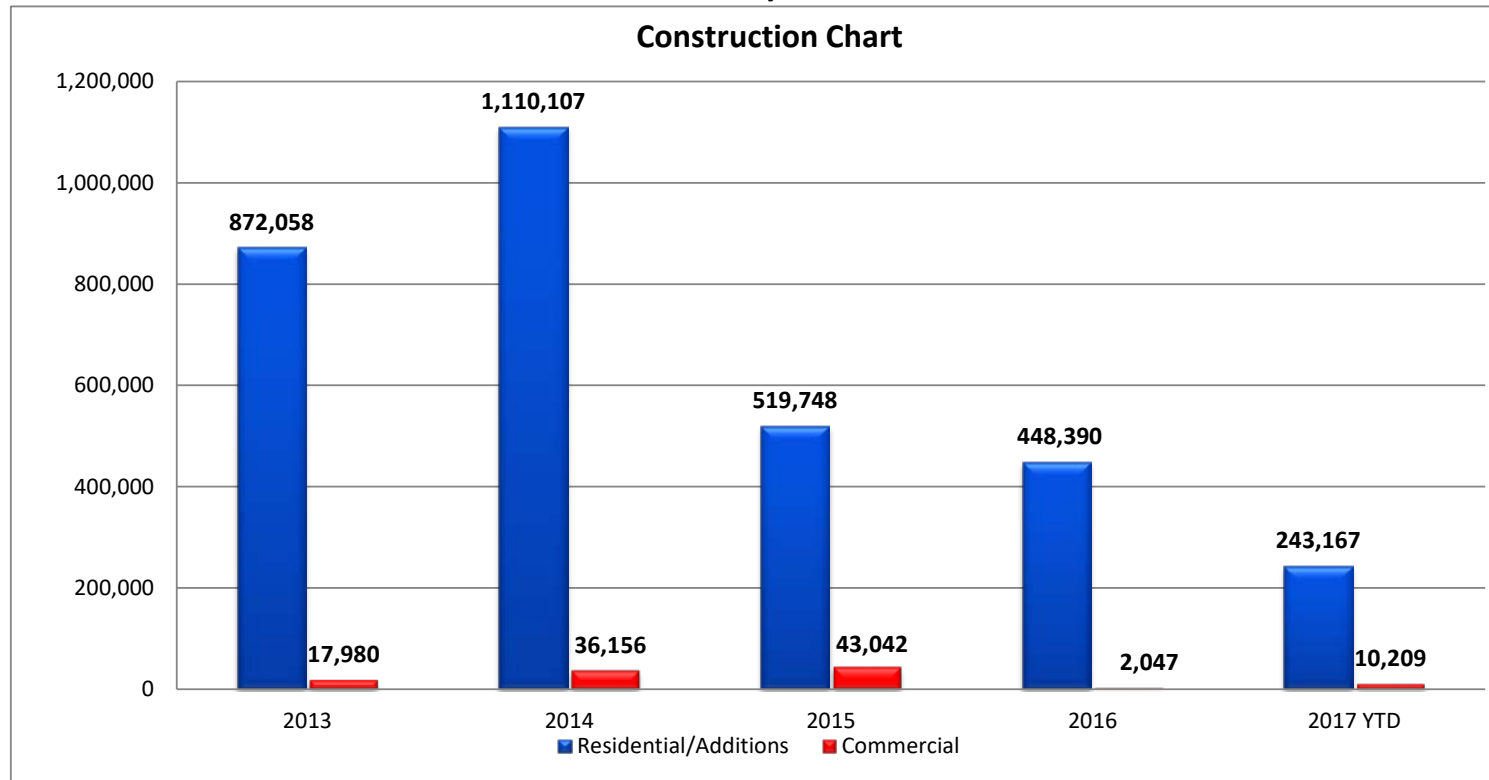
SPECIAL ACTIVITIES/EDUCATION-All Staff	Number	Staff Hours
GIS Mapping	0	0.00
CalFire Crew Projects	0	0.00
Hazmat	0	0.00
Emergency Response/Support	0	0.00
Training Classes	6	20.00
Conferences	3	25.00
Meetings	23	23.5
Other	0	0.00
Supervision	0	0.00
Fuels Reduction	0	0.00
TOTAL	32	68.50
FIRE PREVENTION -All Staff	Number	Staff Hours
Incoming Phone Calls	363	90.75
Correspondence	217	54.25
Consultations	47	47.00
Plan Review	59	59.00
Scanning	200	50.00
General Office	80	80.00
TOTAL	966	381.00

ADMINISTRATIVE SERVICES- OFFICE SUPPORT

OFFICE COORDINATOR-PREVENTION	Number	Staff Hours
Phone Calls (All Administrative Staff) Internal & External	692	34.60
Correspondence	276	69.00
Walk in/Counter (All Administrative Staff)	337	28.08
Knox Application Request	5	1.25
Burn Permits	3	1.00
UPS Outgoing Shipments	2	0.17
Plan Accepted/Routed	82	109.00
Special Projects	5	5.00
Scanning Documents/Electronic Files	250	62.50
Meetings: Admin/Prevention/Admin Shift	11	5.50
Post Office Runs	3	1.50
Deposit runs and preparations	24	12.00
TOTAL	1,690	329.60

**Rancho Santa Fe Fire Protection District
Fire Prevention Bureau Monthly Activity Summary**

May 2017

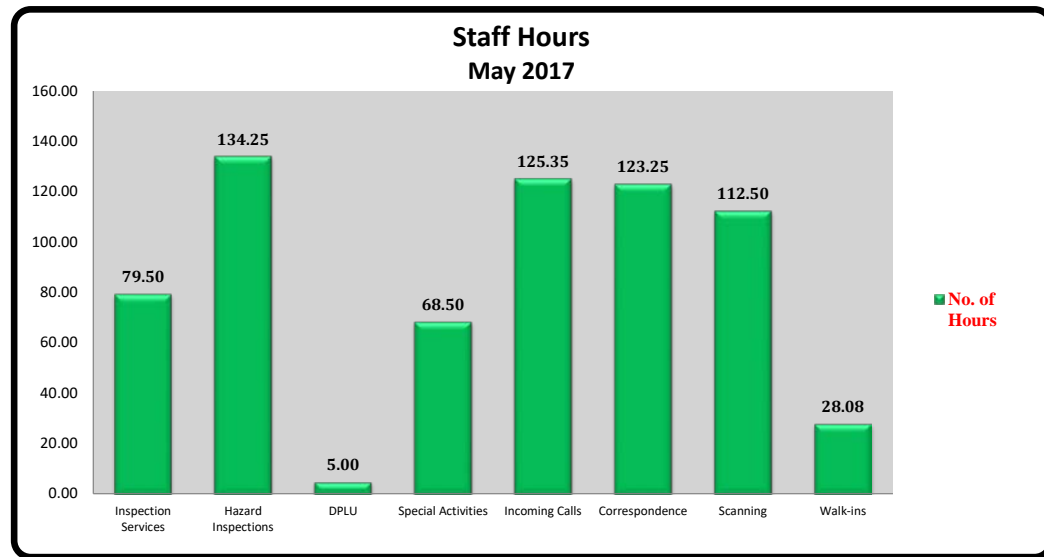
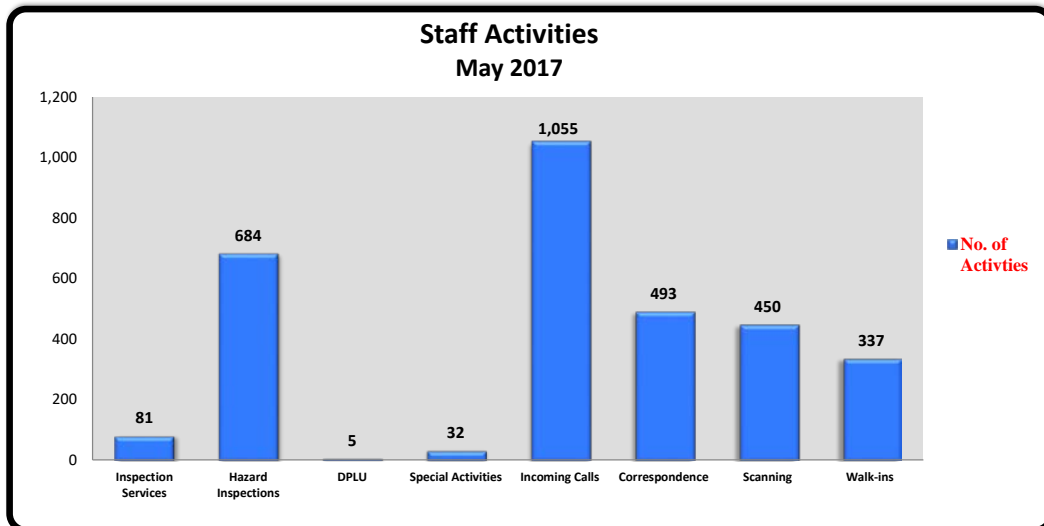


Year	Res/Add	Comm	Total
2013	872,058	17,980	890,038
2014	1,110,107	36,156	1,146,263
2015	519,748	43,042	562,790
2016	448,390	2,047	450,437
2016 YTD	101,200	2,047	103,247
2017 YTD	243,167	10,209	253,376

Comparison 2016/2017 Total Square Footage

	Jan	Feb	Mar	Apr	May	Jun	Jul	Aug	Sep	Oct	Nov	Dec
2016	28,971	25,957	12,480	19,850	15,989	47,693	28,456	91,542	70,894	25,511	54,531	28,563
2017	48,435	40,807	23,518	61,889	78,701							

Rancho Santa Fe Fire Protection District
Fire Prevention Bureau Monthly Activity Summary
May 2017



Comparison 2016/2017 Total Monthly Hours/Activities

2016	Jan	Feb	Mar	Apr	May	Jun	Jul	Aug	Sep	Oct	Nov	Dec
Activities	1517	1448	1473	1778	1841	3031	3081	3442	3462	3107	2491	1602
Hours	291.25	342.92	316.17	373.08	385.52	504.02	614.88	629.98	637.08	572.3	522.18	392.63

2017	Jan	Feb	Mar	Apr	May	Jun	Jul	Aug	Sep	Oct	Nov	Dec
Activities	2187	2019	2614	2384	3137							
Hours	482.62	494.10	578.82	567.50	676.43							

NOTE: This summary report is not intended to capture all staff hours worked but only to illustrate activity.

Rancho Santa Fe Fire Protection District
Public Education Coordinator Monthly Activity Summary
May 2017

WEBSITE/INTERNET		Staff Hours
Update existing info & documents: <i>Updated home page, news, photos, etc</i>		1.0
		1.0
		0.0
Compile & write new information: <i>New Website Development</i>		36.0
		36.0
Social Media <i>Facebook "Fans" - 906</i> <i>Instagram "Followers" - 96</i> <i>Twitter "Followers" - 2,654</i>		6.0
		2.0
		2.0
		2.0
TOTAL		43.0
PUBLICATIONS		Staff Hours
Design/write brochures, flyers, etc: <i>Evacuation Brochure Updates</i>		2.0
		2.0
TOTAL		2.0

Rancho Santa Fe Fire Protection District
Public Education Coordinator Monthly Activity Summary
May 2017

MEDIA RELATIONS		Staff Hours
On-scene Public Information Officer:		1.0
<i>Del Dios TC</i>		1.0
Press Releases:		10.0
<i>Elfin Forest Veg Fire</i>		2.0
<i>Preparing for Wildfire</i>		1.0
<i>Awards</i>		3.0
<i>SRA Fee</i>		1.0
<i>Mowers</i>		3.0
Other Articles/Stories/Interviews:		0.0
TOTAL		11.0

EDUCATIONAL PROGRAMS/PRESENTATIONS		Staff Hours
Children's Programs		5.0
<i>Station Tours</i>		3.0
<i>School Visits (2)</i>		2.0
Adult Programs:		4.0
<i>Heartsaver CPR (Admin)</i>		4.0
TOTAL		9.0

Rancho Santa Fe Fire Protection District
Public Education Coordinator Monthly Activity Summary
May 2017

EVENTS		Staff Hours
External/Community Events: <i>Hand-only CPR Day</i>		6.0
		6.0
Internal Events:		0.0
TOTAL		6.0
CONTINUING EDUCATION		Staff Hours
Training Classes: <i>Enrollware (for CPR classes)</i>		1.0
		1.0
Conferences:		0.0
Meetings: <i>Staff meetings</i> <i>Shift Meetings</i> <i>CSA17 Meeting</i>		2.0
		2.0
		0.0
		0.0
TOTAL		3.0
CLERICAL		Staff Hours
Prevention-related: <i>Mailbox, email inbox, phone calls, news clips, etc.</i> <i>Phone Calls</i>		42.0
		38.0
		4.0
Non-prevention/non-minute related:		28.0
TOTAL		70.0
TOTAL HOURS		144.0

STAFF REPORT

NO. 17-10

TO: BOARD OF DIRECTORS
FROM: TONY MICHEL, FIRE CHIEF
SUBJECT: APPROVE/AUTHORIZE FIXED CHARGE SPECIAL
ASSESSMENT FOR WEED ABATEMENT
DATE: JUNE 9, 2017



RECOMMENDATION

Staff recommends the Board approve and authorize the administrative staff to deliver the *Weed Abatement Special Assessment* list of non-compliant parcels to the County of San Diego on or before the County's deadline of August 10, 2017.

BACKGROUND

The Fire Prevention Bureau is responsible for the annual weed abatement of properties with hazardous growth that is not maintained by property owners during the spring and summer seasons. Throughout the year, staff has mailed hazard notifications to those property owners who have a known or existing fire hazard on their parcel(s). The District maintains a sole source contract with R.E Badger & Son Inc. to bring specifically identified parcels into compliance pursuant to Rancho Santa Fe Fire Protection's Ordinance No. 2004-02.

Upon notification by the District, property owners are required to remove the weeds, rubbish, trim trees and maintain the parcel in accordance with the District's ordinance. Should the property owner fail to comply within a specific period, the District's private contractor will clear the parcel. Those property owners, who are non-compliant, will receive a final notice and an invoice for all costs and fees that are required for abating their parcel(s).

CURRENT SITUATION

This year, the majority of property owners who received notices willingly complied within the time allowed; however, some parcels were ordered cleared by the Fire District. The administrative staff has mailed courtesy notices and invoices to the following non-compliant property owner(s) requesting payment:

PARCEL NUMBER	COST TO ABATE	ADMINISTRATIVE FEE	TOTAL
303-050-34-00	\$9,052.50	\$500.00	\$9,552.50
265-191-28-00	\$17,515.00	\$500.00	\$18,015.00
Totals	\$26,567.50	\$1,000.00	\$27,567.50

STAFF REPORT 17-10

The list of non-compliant property owners will be publicly posted a minimum of (3) three days prior to the Board of Directors meeting on Tuesday, June 13, 2017. Those property owners who fail to pay by this date will remain on the list, which will be delivered to the County of San Diego no later than August 10, 2017 (deadline).

The District attempts to work with the property owner prior to any forced abatement. If forced abatement is required, the administrative staff also makes further attempts to seek reimbursement prior to requesting board action authorizing the special assessment for weed abatement.

The County will reimburse the Fire District for all charges, including the administrative fee, and will include them on the owner's next property tax bills.

Attachment:

1. Weed Abatement Special Assessment List

Rancho Santa Fe Fire Protection District Weed Abatement Special Assessment List

To be sent to the County of San Diego as a special
assessment on property taxes unless paid by
July 31, 2017.

PARCEL NUMBER	COST TO ABATE	ADMINISTRATIVE FEE	TOTAL
303-050-34-00	\$9,052.50	\$500.00	\$9,552.50
265-191-28-00	\$17,515.00	\$500.00	\$18,015.00

POSTED: June 9, 2017



Karlana Rannals
Secretary
Board of Directors





Rancho Santa Fe Fire Protection District Financial Plan - Preliminary

FY18

RANCHO SANTA FE FIRE PROTECTION DISTRICT

Preliminary Operating and Capital Budget – FY18

About Us

Board of Directors

James H. Ashcraft
President
John C. Tanner
Vice President
Nancy C. Hillgren
Director – At Large
Randall Malin
Director – At Large
Tucker Stine
Director – At Large

District Staff

Tony J. Michel
Fire Chief
Fred Cox
Deputy Chief
Karlena Rannals
Administrative Manager
Marlene Donner
Fire Marshal
Battalion Chief's
Bret Davidson
Chris Galindo
David Livingstone
Dave McQuead
Jim Sturtevant

Mission Statement

To serve the public through the protection of life, environment and property from fire and other emergencies through prevention, preparedness, education, and response.

Vision Statement

Our vision is to provide exceptional service and continuous improvement in our organization through innovation, forward-looking leadership and genuine concern for the welfare of others.

We are dedicated to our mission, unwavering in our core values and continually strive to be a model of excellence.

We are role models in the community and leaders in our profession.

We maintain community partnerships, hire and train exceptional people, and provide professional, well-organized, cost effective services.

We are advocates for our member's health, safety, and welfare.

We foster a culture of trust, involvement, and personal accountability.

Rancho Santa Fe Fire Protection District

Preliminary Budget – FY18

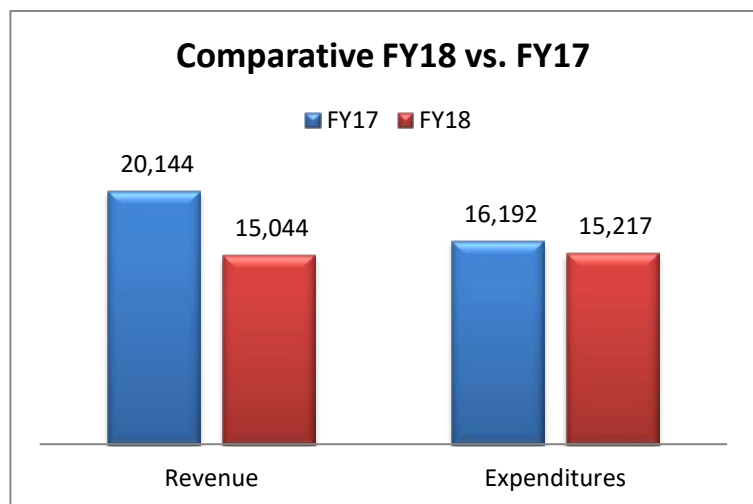


June 2017

The Fire District's proposed FY18 Operating and Capital Replacement Budget is submitted to the Board of Directors for its review and consideration. The annual budget serves as a foundation and is an important tool available to the District to set priorities for the Rancho Santa Fe Fire Protection District over the next year and beyond. This budget represents a conservative based financial plan for the new fiscal year, proposing the necessary revenue and expenditures, while continuing to provide the highest level of emergency response, fire prevention, and administrative services.

On July 22, 2016, the District's reorganization with County Service Area 107 (Elfin Forest/Harmony Grove) was completed. The County of San Diego remitted in cash an excess of \$7 Million to the Fire District resulting from negotiations that included excess funds from CSA-107, property tax shortfall, and capital monies for the construction of a fire station. Because of the large influx of cash received, and the accounting methods selected, the operating surplus is estimated at \$3.6

million. In reality, because of the \$4.5 million received that is restricted for the construction of the fire station, there is an operating deficit of an approximate \$900,000. There are other factors that account for the larger than expected deficit, such as the additional \$627K payment to CalPERS, and \$522K for the NextGen Communications project.



The District has entered a new era and service delivery model as a combination fire agency with the addition of the Elfin Forest Division with a volunteer firefighter service model responding from the Elfin Forest fire station. During the next fiscal year, staff will continue to be busy with the Design/Build process for a permanent fire facility for the Harmony Grove area of the Fire District. In addition, staff is researching the costs and options to provide separate living quarters for the Elfin Forest fire station. Staff anticipates by the final budget presentation, to have completed the operational plan, fully integrating the volunteer division within the operations of the District. The impacts of the reorganization will take many years to be completely realized, both operationally and financially.

Overview

In evaluating the FY18 budget, you will notice that the projected total operating revenue has decreased by -25.3% compared to FY17 estimated revenue (Figure 1).

Revenue	FY17 Budget	FY17 Est.	FY18 Budget	BGT vs. EST - %	BGT vs. EST - \$
Taxes & Assessments	12,745	13,103	13,426	2.5%	323
EFF-HG	414	5,818	446	-92.3%	(5,371)
Developer Reibursement	157	147	91	-38.1%	(56)
All Other	933	1,076	1,081	0.4%	4
Total Revenue	14,250	20,144	15,044	-25.3%	(5,100)

Figure 1

The projected FY18 operating expenditures, compared to the FY17 Budget declined -.6%. However, compared to the FY17 estimate, the expenses declined -4.2% (Figure 2).

Expenditures	FY17 Budget	FY17 Est.	FY18 Budget	BGT vs. BGT - %	BGT vs. BGT - \$
Salaries & Benefits	11,327	11,260	12,030	6.2%	703
Long Term UAL (CalPERS)	1,000	1,627	-	-100.0%	(1,000)
Service, Supplies, PY	2,263	1,966	2,396	5.9%	133
Other Cash Expenses/Project		594			-
Depreciation	721	744	792	9.9%	71
Total Operating Expense	15,310	16,192	15,217	-0.6%	(93)
Capital Expenses	1,189	1,068	685	-42.4%	(504)
Total Expense (inc. Capital)	16,499	17,260	15,902	-3.6%	(597)
Total Cash Expenses (minus depreciation)	15,779	16,516	15,110	-4.2%	(668)

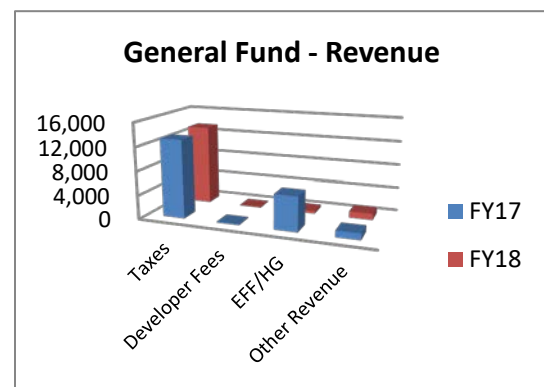
Figure 2

Projected Revenues

We project the general fund revenues at \$15,043,700. This is an estimated decrease of -25.32% (\$5.1 Million) over FY17. These revenues over the FY18 operating expenses provide a projected operational deficit of \$174K. The following summary of revenue changes is between FY18 **Budget** and the *FY17 Estimate*:

Revenue – \$15,043,700

- Taxes & Assessments** – the 1% AB8 revenue and benefit fees Increased 2.5% (\$323,166). The District’s assessed valuation is estimated to increase 3%; therefore, secured property tax revenue was increased by the same percentage for the core “tax rate areas” within the former fire district boundaries. The District expects to see the completion of the property tax exchange for the reorganization of CSA-107 in the new budget year.



- **County of San Diego/CSA-107, One-time funds** – \$312K: the County of San Diego provided the district in FY17 a one-time lump sum of \$2.5 million for any potential short falls resulting in the reorganization. The shortfall revenue is amortized over a planned eight (8) year period, and this is year two. In addition, the District received \$4.5 million to construct a new fire station. The difference is the CSA-107 reserve funds and reimbursement for firefighting personnel.
- **HGV CFD** – First year revenue from the Harmony Grove Village “Joint Community Facilities District” (JCFD) for FY17 was estimated \$21,600. The reality is that the revenue to be distributed from the County of San Diego to the Fire District is estimated at \$131,700, or an increase of \$112,000.
- **Lease** – Increased 4.6% (\$16K) the lease revenue for the District increased by either contract or CPI adjustments. In addition, this category also includes the revenue from the amended lease with North County Dispatch JPA.
- **Firefighting Reimbursement** – Increase 11.2% (\$35,327): This District’s emergency call back has increased significantly over the past few years, which affects the overtime budget. This year, the preliminary budget includes an average of firefighting reimbursement received from the State of California over a four-year period.

In addition to these general funds, we estimate that we will collect \$225K in restricted Fire Mitigation Fees, including interest.

Overall, the District is projects a decrease in revenue of -25.3% or \$5.1 Million, that, once again is primarily caused by the receipt of one-time revenue. However, comparing budget to budget, there is an increase of 5.6% or (\$794K) in the projected FY18 Total Operating Revenue compared to FY17.

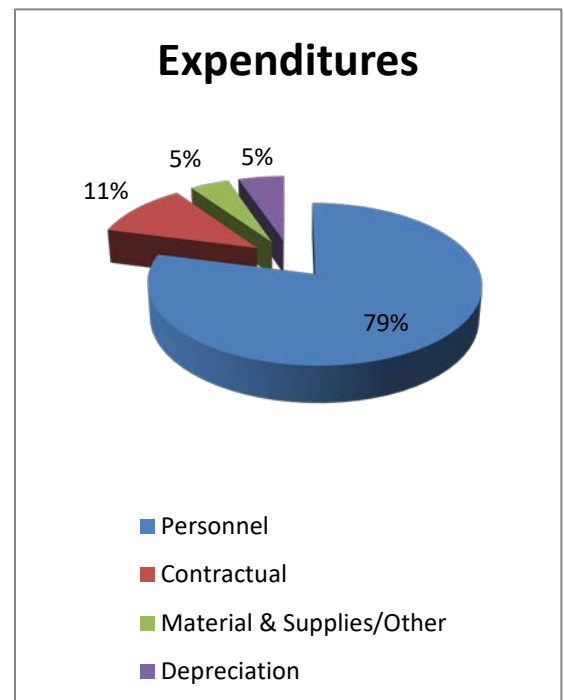
Projected Operating Expenditures

The following is a summary of expenditure changes between the *FY17 Final Budget* and the proposed *FY18 Preliminary Budget*:

Personnel – \$12,029,577

Overall personnel costs decreased 2.4% or \$297,361 over FY17 budget. The primary changes are:

- **Salary** – Additional personnel and negotiated wage increases for all employee groups affect this category for an estimated increase of 4.4% (\$298,197)
- **Overtime** – The 8.8% or \$118,848 is directly related to the increase in average number of hours used for emergency callbacks.
- **Elfin Forest Fire Station** – The addition of the Elfin Forest Fire Station supports the volunteer division of the District. Personnel costs are estimated to be



\$260,564., which includes the addition of three Driver/Operators approved in FY17 who are specific to RSF6 operations.

- **Retirement** – With the reorganization of EFFHG and the negotiated salary adjustment, the retirement costs have increased proportionally, 4.3% or \$60,898.

CalPERS Unfunded Accrued Liability (UAL) – \$0

The Board of Directors implemented a plan in FY15 to reduce the district's UAL to CalPERS. During FY17, the District eliminated the 2013 pre-Pool UAL. FY18 does not include any additional payments at this time. However, the Board of Directors will have an opportunity to reevaluate any additional payments to CalPERS after the distribution of the actuarial report, anticipated for fall 2017.

Contractual Services – \$1,718,490

The FY18 Contractual Services category increased 5.6% or \$91,143 over FY17 budget. The majority of the increase is due to the normal inflation costs expected, noting that Dispatching costs increased by \$37,073 due to the increase in number of calls, and an increase in the cost per call.

Material & Supply – \$677,183

The FY18 Material and Supply category increased 7.3% or \$46,020 over FY17 budget. The largest proposed increases are in Fuel, an increase of \$10,164, and station maintenance, an increase of \$15,537.

Depreciation – \$791,700

The FY18 Depreciation category increased by 9.9% or \$71,196 over the FY17 budget. The primary reason is due to new apparatus in the fleet and new equipment (copier and file server). Note: the depreciation cost does include the engine on order with delivery expected in November/December.

Capital & Other Cash Expenditures - \$685,000

The District's Capital Replacement expenditures (Equipment, Facility, and Fleet) total \$685K. We anticipate paying for the replacement of one staff vehicle, and the payment of one (1)-replacement engine. The District was approved to recover 85% of the engine cost from the Fire Mitigation Fee Fund since a new engine was purchased for RSF5.

The following is a list of capital or cash expenditures planned:

Expense/Project	Funding Source – GF	Funding Source – FMF
Replacement of Staff Vehicle	\$35,000	\$0
Replacement of Type 1 Engine	\$97,500	\$552,500
Total	\$132,500	\$552,500

Budget Summary

The District FY18 tax revenue has a moderate increase. The estimated revenue from the reorganization will grow as the community of Harmony Grove Village continues to grow. The negotiated one-time funds from the County of San Diego should offset any deficient from the new services the District will now provide in the communities of Elfin Forest and Harmony Grove. The FY18 planned expenditures are higher than the FY17 Budget. The proposed preliminary budget aligns with the strategic plan, and District personnel will continue to evaluate and monitor all revenues and expenditures without sacrificing the high level of service we provide to the community.

FY18

OPERATING EXPENDITURES

GENERAL FUND

Summary Revenues, Expenditures - Operating Budget FY18

<i>(In Thousands)</i>	Est. (6/30)	Proposed	Change - Est. vs. Proposed	
REVENUES	GF - 17	GF - 18	\$	%
Total Revenues	20,144	15,044	(\$5,100)	-25.3%
EXPENDITURES				
Total Operating Expenditures	16,192	15,217	(\$976)	-6.0%
Operating Surplus (Deficit)	3,952	(173)	(\$4,125)	-104.4%

Summary Revenues, Expenditures - Operating Budget FY18

<i>(In Thousands)</i>	Est. (6/30)	Proposed	Change - Est vs. Proposed	
REVENUES	GF - 17	GF - 18	\$	%
Total Revenues	20,144	15,044	(\$5,100)	-25.3%
EXPENDITURES				
Personnel	12,887	12,030	(\$858)	-6.7%
Contractual Services	1,385	1,718	\$333	24.1%
Materials & Supplies	578	677	\$99	17.2%
Other Expenditures (Projects/Equipment/Prior Year)	597	0	(\$597)	
Depreciation	744	792	\$48	6.4%
Total Operating Expenditures	16,192	15,217	(\$976)	-6.0%
Operating Surplus (Deficit)	3,952	(173)	(\$4,125)	-104.4%

Summary - Operating Revenues

FY18

(In Thousands) REVENUES	Est. (6/30)	Proposed	Change - Est vs. Proposed	
	GF - 17	GF - 18	\$	%
Taxes & Assessments	11,701	12,017	316	2.7%
Tax Refunds - Adjustment	(75)	(76)	(1)	1.8%
Benefit Fee	1,477	1,485	8	0.6%
Subtotal	13,103	13,426	323	2.6%
Developer Reimbursement/Revenue				
Rancho Cielo	147	91	(56)	-38.1%
Subtotal	147	91	(56)	-38.1%
Other Revenue				
EFF/HG (County)	5,818	446	0	-92.3%
Plan Checks	132	138	6	4.6%
Administrative Fees	3	1	(2)	-80.0%
Interest	119	98	(21)	-17.6%
Lease	348	365	17	4.8%
Instructor/Training	19	18	(2)	-9.6%
Grant	32	23	(8)	-26.4%
FF/EMS Reimbursement	316	351	35	11.2%
Other	108	87	(21)	-19.4%
Subtotal	6,894	1,527	(5,367)	-77.9%
Total Operating Revenues	20,144	15,044	(5,100)	-25.3%

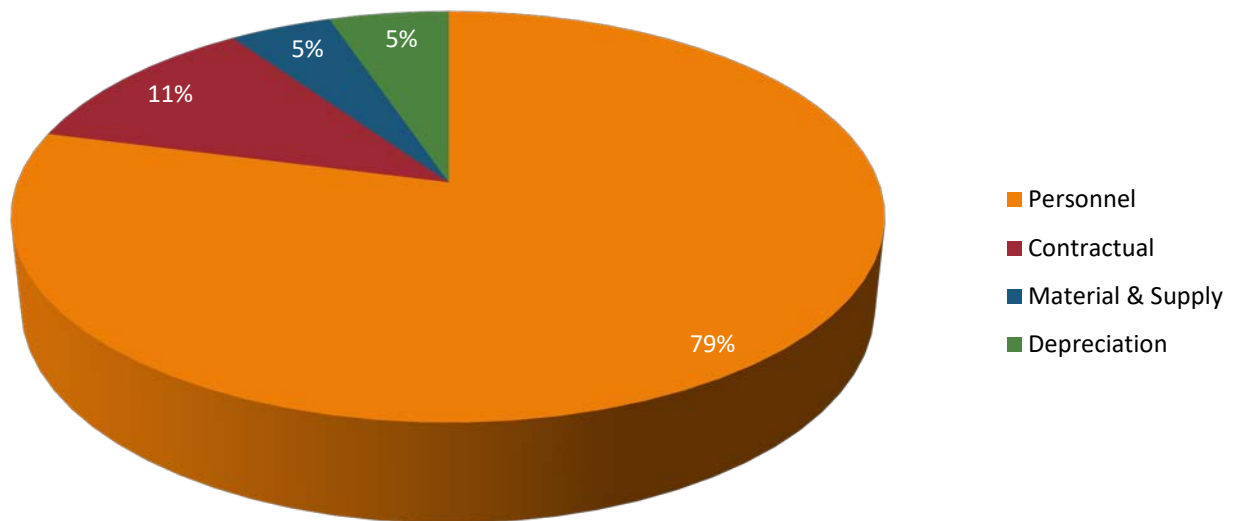
OPERATIONAL COST SUMMARY

	BUDGET FY17	<i>Est (6/30)</i>	BUDGET FY18	Bgt vs Bgt % Change
Personnel	12,326,938	12,887,177	12,029,577	-2.4%
Contractual	1,627,347	1,385,247	1,718,490	5.6%
Material & Supply	631,163	577,923	677,183	7.3%
Prior Year Expense/Equipment	-	3,144	-	
RSF5 Start Up - Construction Design Build	-	13,000	-	
Other Capital Expenses (<i>not depreciated</i>)	-	59,267	-	
Board Approved Exp (NextGen)	-	522,079	-	
Depreciation	720,463	744,182	791,700	9.9%
Subtotal	15,305,912	16,192,019	15,216,950	-0.6%
Other Cash Expenses (Capital)	1,188,800	1,067,788	685,000	-35.8%
TOTAL CASH COSTS (<i>INCLUDING CAPITAL OUTLAY</i>)	16,494,712	17,259,807	15,901,950	-3.6%

Capital

Equipment - GF	81,125	23,789	-
Equipment - FMF	63,375	-	-
Facility - GF	211,215	362,476	-
Facility - FMF	108,644	-	-
Fleet - GF	1,250,000	681,523	132,500
Fleet - FMF	-	-	552,500
	1,714,359	1,067,788	685,000
Total GF	1,542,340	1,067,788	132,500
Total FMF	172,019	-	552,500
	1,714,359	1,067,788	685,000

FY18 Operating Budget - Expenditures



Summary Expenditures - Operating Budget (Est 6/30 to Budget)

		FY18			
(In Thousands)		Est. (6/30)	Proposed	Change - Est vs. Proposed	
All expenditures are estimated at FY end		GF - 17	GF - 18	\$	%
EXPENDITURES					
Personnel					
Payroll					
Salary		6,803	7,010	\$206	3.0%
Emergency Response Compensation		0	0	\$0	
Management Services (Coop Eff)		0	0	\$0	
Holiday Pay		182	236	\$53	29.2%
Overtime		1,403	1,466	\$63	4.5%
Paramedic Incentive		0	0	\$0	0.0%
	Subtotal	8,389	8,711	\$322	3.8%
Benefits					
Health Insurance + HRSA		1,097	1,365	\$268	24.4%
Life/LTD Insurance		13	38	\$25	190.0%
Medicare/Social Security		129	137	\$8	5.9%
Retirement		1,374	1,484	\$110	8.0%
CalPERS UAL		1,627	0	\$0	-100.0%
Unemployment		13	16	\$3	24.1%
Workers Compensation		223	206	(\$17)	-7.8%
Other		21	73	\$52	247.1%
	Subtotal	4,498	3,319	(\$1,180)	-26.2%
	TOTAL	12,887	12,030	(\$858)	-6.7%
Contractual Services					
Administration Fees		198	210	\$12	5.9%
Building/Facility Lease		34	35	\$1	2.0%
Dispatching		153	167	\$14	9.0%
Equipment Rental & Repairs		26	37	\$11	44.0%
Insurance		94	104	\$9	10.0%
Legal		24	28	\$4	17.9%
Meetings, Meals, Mileage		6	9	\$3	43.1%
Other Contractual/Professional Services		266	356	\$90	33.8%
Service Agreements		39	51	\$12	31.6%
Soil Contamination		0	0	\$0	
Training		67	128	\$61	91.0%
Utilities		326	363	\$37	11.3%
Vehicle Maintenance & Repairs		129	205	\$76	58.6%
All Other		23	27	\$4	16.0%
	TOTAL	1,385	1,718	\$333	24.1%
Materials & Supplies					
Apparatus		36	28	(\$8)	-21.3%
Apparatus - Computers		0	8	\$8	
Computer		66	78	\$11	17.0%
Fuel		64	51	(\$12)	-19.4%
Grants		0	0	\$0	
Office		24	35	\$10	42.5%
Safety		85	73	(\$12)	-14.2%
Uniforms		37	58	\$21	57.6%
Programs/Public Education		15	26	\$11	74.2%
Hose, Nozzles, Foam		10	15	\$5	46.8%
Radio		83	139	\$55	66.0%
Station Maintenance/Supplies/Janitorial		74	71	(\$3)	-3.8%
All Other		84	97	\$13	15.4%
	TOTAL	578	677	\$99	17.2%
Depreciation					
		744	792	\$48	6.4%
Other Expenditures (Projects/Equipment/Prior Year)					
		597	0	(\$597)	-100.0%
TOTAL Operating Expenditures		16,192	15,217	(\$976)	-6.0%
Other Cash Expenses (inc. Capital)		1,068	685	(\$1)	-35.8%
		17,260	15,902	(\$1)	-7.9%

Summary Expenditures - Operating Budget (Budget to Budget)

FY18

(In Thousands)

	FINAL GF - 17	Proposed GF - 18	Change - Budget vs. Budget	
			\$	%
EXPENDITURES				
Personnel				
Payroll				
Salary	6,711	7,010	\$298	4.4%
Emergency Response Compensation	0	0	\$0	
Management Services (Coop Eff)	0	0	\$0	
Holiday Pay	223	236	\$13	5.9%
Overtime	1,347	1,466	\$119	8.8%
Paramedic Incentive	0	0	\$0	0.0%
Subtotal	8,281	8,711	\$430	5.2%
Benefits				
Health Insurance + HRSA	1,268	1,365	\$97	7.7%
Life/LTD Insurance	40	38	(\$2)	-5.1%
Medicare/Social Security	129	137	\$8	6.2%
Retirement	1,423	1,484	\$61	4.3%
CalPERS UAL	1,000	0	\$0	-100.0%
Unemployment	15	16	\$1	5.5%
Workers Compensation	172	206	\$34	19.8%
Other	0	73	\$73	0.0%
Subtotal	4,046	3,319	(\$728)	-18.0%
TOTAL	12,327	12,030	(\$297)	-2.4%
Contractual Services				
Administration Fees	227	210	(\$18)	-7.7%
Building/Facility Lease	29	35	\$6	19.1%
Dispatching	154	167	\$13	8.4%
Equipment Rental & Repairs	39	37	(\$2)	-3.9%
Insurance	105	104	(\$1)	-1.0%
Legal	47	28	(\$18)	-39.5%
Meetings, Meals, Mileage	9	9	\$0	0.7%
Other Contractual/Professional Services	313	356	\$43	13.7%
Service Agreements	49	51	\$1	2.8%
Soil Contamination	0	0	\$0	
Training	107	128	\$21	20.1%
Utilities	340	363	\$23	6.8%
Vehicle Maintenance & Repairs	184	205	\$20	11.0%
All Other	24	27	\$2	9.0%
TOTAL	1,627	1,718	\$91	5.6%
Materials & Supplies				
Apparatus	24	28	\$5	20.1%
Apparatus - Computers	10	8	(\$2)	
Computer	78	78	\$0	-0.1%
Fuel	41	51	\$10	24.6%
Grants	0	0	\$0	
Office	39	35	(\$4)	-10.9%
Safety	65	73	\$8	12.4%
Uniforms	48	58	\$10	20.7%
Programs/Public Education	26	26	\$0	0.0%
Hose, Nozzles, Foam	10	15	\$5	45.0%
Radio	142	139	(\$3)	-2.2%
Station Maintenance/Supplies/Janitorial	56	71	\$15	25.9%
All Other	93	97	\$4	3.9%
TOTAL	631	677	\$46	7.3%
Depreciation	720	792	\$71	9.9%
TOTAL Operating Expenditures	15,306	15,217	\$0	-0.6%
Other Cash Expenses (inc. Capital)	1,189	685	(\$504)	
	1,189	685	(\$504)	
TOTAL Cash Expenses	16,495	15,902	(\$594)	-3.6%

FISCAL YEARS - FY17; FY18

	BUDGET FY 17	Est. (6/30) FY 17	PROPOSED FY 18	BGT vs. EST %	BGT vs. EST \$
Revenue					
Taxes & Assessments	11,355,900	11,700,648	12,016,700	2.7%	316,052
Tax Refunds - Adjustment	(69,000)	(74,675)	(76,000)	1.8%	-1,325
Benefit Fee	1,458,200	1,476,760	1,485,200	0.6%	8,440
Administrative Fees	1,500	2,500	500	-80.0%	-2,000
Assets					0
Sale of Assets	-	23,430	-	-100.0%	-23,430
CSA-17 (ALS Equipment & Supplies)	36,200	36,180	36,200	0.1%	20
Developer Reimbursement/Revenue					0
Dev. Reim. Rev - Rancho Cielo Station	156,800	147,053	91,000	-38.1%	-56,053
EFF-HG (County)	392,700	5,686,503	312,500	-94.5%	-5,374,003
EFF-HGV-CFD	21,600	131,000	133,700	2.1%	2,700
EMS First Responder	14,800	20,319	17,300	-14.9%	-3,019
Firefighting Reimbursement (FEMA/OES)	250,000	315,773	351,100	11.2%	35,327
Fuel Tank Reimbursement	-	-	-		0
Grant Revenue	26,700	31,518	23,200	-26.4%	-8,318
Hydrant Maintenance	4,400	5,295	5,100	-3.7%	-195
Instructor/Training Revenue	15,400	19,360	17,500	-9.6%	-1,860
Interest Income	67,100	119,322	98,300	-17.6%	-21,022
Lease Revenue	-		-		0
AMR (formerly Rural Metro)	86,900	86,906	88,700	2.1%	1,794
Cellular Site Rental (RSF6)	60,000	61,703	61,800	0.2%	97
NCDJPA	23,700	31,602	40,000	26.6%	8,398
RSF Association	92,300	90,145	95,000	5.4%	4,855
Verizon	76,600	77,706	78,600	1.2%	894
Verizon (Generator)	800	666	800	20.1%	134
Miscellaneous	33,400	21,669	28,100	29.7%	6,431
Plan Reviews	144,500	132,358	138,400	4.6%	6,042
Subtotal	14,249,600	20,143,742	15,043,700	-25.32%	5,100,042
Expenditures - (GF)					
				BGT vs. BGT %	BGT vs. BGT \$
- Personnel	11,327,000	11,259,889	12,029,600	6.2%	702,600
- Long Term AUL (CalPERS) - Additional Payments	1,000,000	1,627,288	-	-100.0%	
- Contractual Costs; Material & Supplies; PY Expenses	2,262,700	1,966,314	2,395,700	5.9%	133,000
- FMF Cost Recovery		-			
- Other Expenditures		581,346			
- Project Expenditures (RSF5)		13,000			0
Subtotal	14,589,600	15,447,837	14,425,300	-1.1%	-164,300
- Depreciation Expense	720,500	744,182	791,700	9.9%	71,200
Total Operating Expenditures	15,310,100	16,192,019	15,217,000	-0.6%	-93,100
Operating Surplus (Deficit)	(1,060,500)	3,951,723	(174,000)		886,500
- Other Exenditures - Capital	1,188,800	1,067,788	685,000	-42.4%	-503,800
Total Expenditures (minus depreciation)	15,778,300	16,515,574	15,110,300	-4.2%	-668,000
Net Surplus (Deficit)	(1,528,800)	3,628,168	(67,300)	-95.6%	1,461,500
- Other financing sources (transfers in/out)	114,800	-	552,500		437,700
Cash Surplus (Deficit)	(1,414,000)	3,628,168	485,300	-134.3%	1,899,300
Designated Capital Revenue					
Annexation Fees					
Fire Mitigation Fee Interest	6,800	12,972	13,000	91.2%	6,200
Fire Mitigation Fees* Includes EF/HG	195,200	222,856	211,800	8.5%	16,600
Subtotal	201,900	235,828	224,700	11.3%	22,800
Designated Capital Revenue Expenditures					
FMF Expenditures					
Transfer in/out	114,800	-	552,500		
Total Expenditures - (FMF)	114,800	-	552,500		
Cash Surplus (Deficit)	87,100	235,828	(327,800)		
Prior Year Adjustments					
RESERVE Surplus (Deficit) - All Funds	(1,326,900)	3,864,096	157,500		

Estimated Cash Net Assets FY17 vs. FY18 (not including Net Pension Obligation)

General Fund					
	FUND TOTAL	FY17	FUND TOTAL	FY18	%
Cash - Beginning (June 30, 2015)		14,431		18,751	
June 30 Receivables		1,256			
June 30 Restricted Cash & Cash Equivalents		0			
June 30 Prepay		1			
June 30 Transfer in (out)		0		0	
		15,689		18,751	19.5%
June 30 Liabilities		(560)		0	
BEGINNING - NET CASH ASSETS		<u>15,129</u>		<u>18,751</u>	23.9%
PROJECTED REVENUE					
Taxes & Assessments	13,103		13,426		
Interest	119		98		
Developer Reimbursement	147		91		
Lease Revenue	348		365		
Other Revenue	475		479		
EFF/HG (County)	5,818		446		
Fees	135		139		
Fire Mitigation Fees			0		
Total Projected Revenue	20,143		15,042		
PROJECTED EXPENDITURES					
Personnel Costs	11,260		12,030		
Maintenance & Operating Costs	1,963		2,396		
Capital/Project Expenditures	597		0		
Depreciation Expense	744		792		
Total Operating Expenditures	14,564		15,216		
Operating Surplus - \$	5,579		(174)		
Operating Cash Surplus (Deficit) inc. depreciation	6,323		617		
Additional Cash Payments					
Equipment - Facility - Vehicles	1,068		685		
CalPERS UAL	1,627		0		
Total Projected Cash Expenditures	16,515		15,110		
Excess Revenue over Expenditure	3,628		(68)		
Transfers in(out)	0		553		
Net Change in Fund Balance		3,628		485	-86.6%
Less Long Term Liabilities		6		6	
CASH ASSETS - 6/30		<u>18,751</u>		<u>19,230</u>	2.6%
Fire Mitigation Fund					
Cash - Beginning		1,277		1,513	
June 30 Receivables		0		0	
June 30 Restricted Cash & Cash Equivalents		0		0	
June 30 Prepay		0		0	
June 30 Transfer in (out)		0		0	
		1,277		1,513	
June 30 Liabilities		0		0	
BEGINNING - NET CASH ASSETS		<u>1,277</u>		<u>1,513</u>	18.5%
PROJECTED REVENUE					
Interest		13		13	
Fire Mitigation Fees		223		212	
Total Projected Revenue		236		225	-4.7%
PROJECTED EXPENDITURES					
Total Operating Expenditures					
Excess Revenue over Expenditure		236		225	
Transfers in(out)		0		(553)	
Net Change in Fund Balance		236		(328)	
CASH ASSETS - 6/30		1,513		1,185	-21.7%
LIABILITIES & FUND EQUITY					
Restricted Reserves					
Fire Mitigation		1,513		1,185	
TOTAL LIABILITIES & FUND BALANCE		<u>1,513</u>		<u>1,185</u>	-21.7%
ENDING - NET CASH ASSETS (Deficit)-ALL FUNDS		<u>20,264</u>		<u>20,415</u>	0.7%

FY18

CAPITAL
EXPENDITURES

GENERAL FUND
&
FIRE MITIGATION
FUND

FY18 Capital Equipment Expenditures & Five Year Capital Plan

GENERAL FUND

ASSETS

Description

	FY17	Est (6/30)	Five Year Capital Plan				
			FY18	FY19	FY20	FY21	FY22
Copier (Replacement)	\$ 15,500	\$ 12,517					
File Server		11,272					
Fire Prevention Software (FMF Project Approved FY15)							
18-01							
Hurst eHydraulic Rescue Tool Set		-					
Phone System Admin/Station 1	-	-	-	-	-	-	-
Subtotal	15,500	23,789	-	-	-	-	-

FIRE MITIGATION FUND

ASSETS

Description

	FY17	Est (6/30)	FY18	FY19	FY20	FY21	FY22
Fire Prevention Software (FMF Project Approved FY15)	-	-	-	-	-	-	-
Total Proposed Asset Expenditures	-	-	-	-	-	-	-
Subtotal	-	-	-	-	-	-	-
TOTAL	15,500	23,789	-	-	-	-	-

Fire Prevention Software (FMF Project Approved FY15) - Project Costs in Other Professional Services

FY18 Capital Facility Improvement Expenditures & Five Year Capital Plan

GENERAL FUND

FACILITY REPLACEMENT - IMPROVEMENT

			Five Year Capital Plan						
Project #	Description	Funding %	BUDGET FY17	Est (6/30)	FY18	FY19	FY20	FY21	FY22
Future Proj.	RSF5 Temporary Trailers	100%	-	362,476					
18-01	RSF Fire Station - Design/Build	15%				900,000			
10-01	Microwave Metropolitan Area Wireless Network <i>Committee</i> <i>Approved (FY10) - Est \$153,000</i>	25%	38,250	-	-	-	-	-	-
SUBTOTAL			38,250	362,476	-	-	-	-	-
FIRE MITIGATION FUND									
FACILITY REPLACEMENT/IMPROVEMENT									
18-01	RSF Fire Station - Design/Build	85%				5,100,000			
10-01	Microwave Metropolitan Area Wireless Network <i>Committee</i> <i>Approved (FY10) - Est \$153,000</i>	75%	114,750	-	-	-	-	-	-
SUBTOTAL			114,750	-	-	5,100,000	-	-	-
TOTAL			153,000	362,476	-	5,100,000	-	-	-

FY18 Capital Fleet Expenditures & Five Year Capital Plan

GENERAL FUND

ID/Vehicle Type	Year	Funding %	Exp Est	FY17	Est (6/30)	FY18	FY19	FY20	FY21	FY22
VEHICLE REPLACEMENT RESERVES										
0611 - Engine (Type I - EFF)	2006	100%	637,500							637,500
1062 - Water Tender (EFF)	2011	100%	337,500							
0261 - Water Tender	2002	100%	265,886	380,000					265,886	
0262 - Brush (Type III)	2002	100%	500,587				500,587			
18-01	RSF Fire Statio	15%						900,000		
0281 - Staff	2002	100%	27,096				\$27,096			
0312 - Engine - (Type I)	2003	100%	618,011					1	618,011	
0384 - Staff	2003	100%	35,000			35,000				
0561 - Brush (Type III)	2005	100%	431,495					431,495		
0811 - Engine - (Type I)	2008	100%	676,715					676,715		
0981 - Staff	2009	100%	38,795							38,795
1181 - Staff	2011	100%	35,601						35,601	
1281 - Staff (Ford F150)	2012	100%	83,551				\$83,551			
1282 - Command (Explorer)	2012	100%	60,667							60,667
1381 - Staff (Escape)	2013	100%	42,077						42,077	
1411 - Pumper	2013	100%	745,451							
1481 - Staff (Explorer)	2014	100%	54,150							54,150
1482 - Staff (Explorer)	2014	100%	57,468							57,468
1581 - Command	2015	100%	59,147							59,147
18-01	RSF Fire Statio	85%						5,100,000		
1611 - Engine (delivered June 2016)	2016	100%	681,597		524,467					
1681 - Staff (Ford Explorer)	2016	100%	43,407		-					
1682 - Command (F150)	2016	100%	79,524	50,000	61,172					
0311 - Engine - (Type I)	2003		0							
1711 - Engine (on order)*	2017	15%	650,000		326	97,500				
1781 - Staff (Explorer)	2017	100%	41,668	45,000	36,778					
				-	-	-	-	-	-	-
TOTALS			6,202,894	475,000	622,744	132,500	611,234	7,108,210	961,575	907,727

* Prior year approved - anticipated delivery Dec 2017

FIRE MITIGATION FUND

ID/Vehicle Type	Year	Funding %	Exp Est	FY17	Est (6/30)	FY18	FY19	FY20	FY21	
1711 - Engine (on order)*	2017	85%	650,000	-		552,500	-	-	-	-
TOTAL				475,000	622,744	685,000	611,234	7,108,210	961,575	907,727

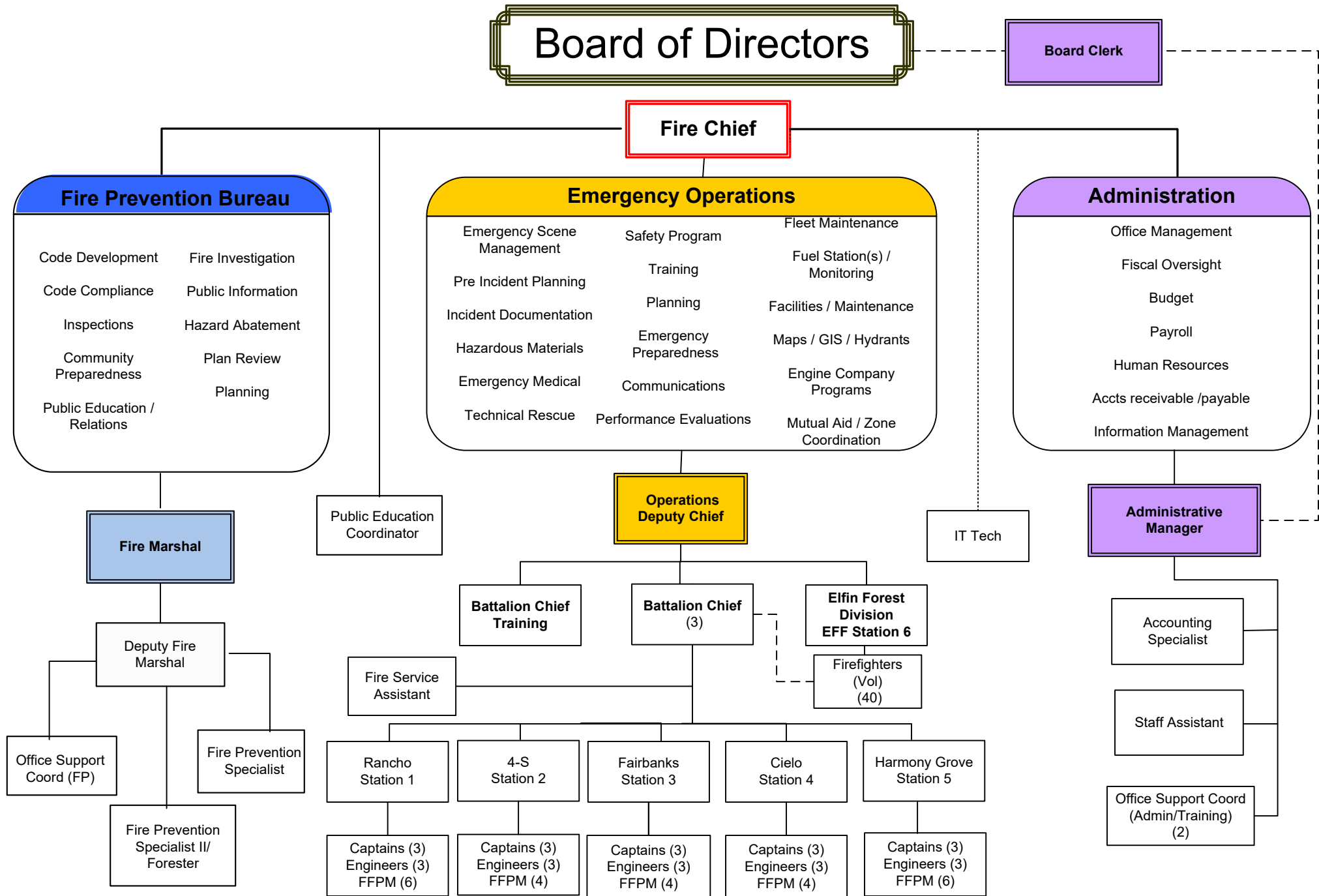
FY18

ORGANIZATION
CHART

PERSONNEL

EQUIPMENT

FACILITY
FLEET



AUTHORIZED PERSONNEL

Positions	FY 17 Authorized	Changes	FY 18
<i>Fire Administration</i>			
Fire Chief	1	0	1
Deputy Chief	1	0	1
Fire Marshal	1	0	1
Administrative Manager	1	0	1
Battalion Chief	4	0	4
Accounting Tech/Office Support Coordinator (Admin & Prevention)	3	0	3
Accounting Specialist	1	0	1
Deputy Fire Marshal	1	0	1
Fire Prevention Specialist	1	0	1
Public Education Coordinator	1	0	1
Fire Prevention Specialist II/Forester	1	0	1
Fire Services Assistant	1	0	1
<i>Suppression</i>			
Captain	15	0	15
Engineer/Paramedic	15	0	15
Firefighter/Paramedic	18	0	18
<i>Elfin Forest Division</i>			
Division Chief	2	0	2
Driver Operator (<i>part-time approved Jan 2017</i>)	6	0	6
Volunteer Firefighters (<i>*not to exceed</i>)	*40	0	*40
Total	113	0	113

FY18 Equipment - DEPRECIATION EXPENSE ACCUMULATED RESERVES

Description	Cost	Date in Service	Year in Service	Depreciation Schedule - Years	Depreciation Annual Expense	Jun 2017 Accumulated Reserves	6/30/2018	Depreciation Expense	Jun 2018 Accumulated Reserves
Turnout Washer	52,595.00	6/30/2005	2005	5		52,595.00	13.01		52,595.00
Hydraulic Rescue Tool	22,400.00	6/30/2005	2005	15	1,493.31	19,413.33	13.01	1,493.33	20,906.67
File Server #1	16,279.35	7/13/2005	2005	3		16,279.35	12.97		16,279.35
Hydraulic Rescue Tool #2	18,360.89	1/1/2008	2008	15	1,224.06	11,628.56	10.50	1,224.06	12,852.62
Thermal Imaging Camera #1	11,201.25	5/1/2009	2009	5		11,201.25	9.17		11,201.25
Thermal Imaging Camera #2	11,201.25	5/1/2009	2009	5		11,201.25	9.17		11,201.25
Copier	19,921.64	11/1/2009	2009	5		19,921.64	8.67		19,921.64
Phone System - Admin	24,495.83	3/31/2011	2011	5		24,495.83	7.25		24,495.83
Office Furnishings - Admin (Rancho Cielo)	101,728.23	3/31/2011	2011	10	10,172.82	63,573.18	7.25	10,172.82	73,746.00
File Server - Fairbanks	11,721.16	3/31/2011	2011	7	1,674.45	10,464.17	7.25	1,256.99	11,721.16
File Server - Admin	41,143.18	3/31/2011	2011	7	5,877.60	36,730.96	7.25	4,412.22	41,143.18
Board Room Dias Furnishings - Admin	21,025.00	4/16/2011	2011	10	2,102.50	13,052.78	7.21	2,102.50	15,155.28
Printer-Scanner-Plotter	18,104.21	2/1/2014	2014	7	2,586.32	9,914.21	4.41	2,586.32	12,500.53
Generator (Towable)	25,206.06	4/1/2014	2014	10	2,520.61	6,301.52	4.25	2,520.61	8,822.12
File Server #2	10,950.58	7/1/2014	2014	3		10,950.58	4.00		10,950.58
Phone System - Admin	23,060.12	12/1/2014	2014	10	2,306.01	5,957.20	3.58	2,306.01	8,263.21
Thermal Imaging Camera #3	10,119.00	2/1/2015	2015	5	2,023.80	4,890.85	3.41	2,023.80	6,914.65
Hydraulic Rescue Tool #3	32,246.00	6/30/2015	2015	15	2,149.73	4,299.47	3.00	2,149.73	6,449.20
Hydraulic Rescue Tool #4	31,696.92	4/1/2016	2016	15	2,113.13	2,634.17	2.25	2,113.13	4,747.30
Fire Server #3	10,658.33	3/1/2017	2017	3	3,552.78	1,177.77	1.33	3,552.78	4,730.55
Copier	12,517.04	5/1/2017	2017	5	2,503.41	411.52	1.16	2,503.41	2,914.93
	<u>526,631.04</u>				<u>42,300.52</u>	<u>337,120.33</u>		<u>40,417.69</u>	<u>377,512.29</u>
								Accumulated Depreciation - 2017	337,120.33
								Ann Dep - 2018	40,417.69
								Acc Dep - 2018	377,538.02
								Adjustment	-
								REVISED Acc Dep - 2018	<u>377,538.03</u>

FY18 Station Location - DEPRECIATION EXPENSE ACCUMULATED RESERVES

Station Locations	Cost	Year in Service	Depreciation Schedule - Years	Depreciation Annual Expense	Jun 2017 Accumulated Reserves	6/30/2018	Depreciation Expense	Jun 2018 Accumulated Reserves
RSF1								
16936-1/2 El Fuego (Admin)	1,294,645.00	6/30/1992	40	32,366.13	809,153.77	26	32,366.13	841,519.90
Admin Bldg	112,623.07	4/30/2007	26	4,331.66	53,423.73	11.18	4,331.66	57,755.38
16936 El Fuego (Stn)	2,922,332.00	6/30/1999	40	73,058.30	1,315,050.20	19	73,058.30	1,388,108.50
Pavers	44,176.00	10/1/2008	30	1,472.53	12,884.67	9.75	1,472.53	14,357.20
RSF2								
16930 Four Gee Road	3,180,000.00	6/30/2003	40	79,500.00	1,113,000.00	15	79,500.00	1,192,500.00
16930 Four Gee Road - Training Tower	1,563,252.00	6/30/2004	40	39,081.30	508,056.90	14	39,081.30	547,138.20
Training Facility Concrete	27,000.00	6/30/2006	38	710.53	9,236.85	12	710.53	9,947.38
16930 Four Gee Road - Storage Facility	190,225.36	6/30/2007	40	4,755.63	47,556.34	11	4,755.63	52,311.97
RSF3								
6424 El Apajo Completed 03/26/2012	4,854,088.00	4/1/2012	40	121,352.20	606,761.00	6.25	121,352.20	728,113.20
RSF4								
18040 Calle Ambiente	3,180,000.00	6/30/2005	40	79,500.00	940,750.00	13	79,500.00	1,020,250.00
RSF5								
2604 Overlook Point	362,475.81	7/22/2016	10	36,247.58	34,062.80	1.94	36,247.58	70,310.38
RSF6								
20223 Elfin Forest Road	-	7/22/2016	-	-	-	-	-	-
RSF-Admin								
Admin Bldg (Rancho Cielo)	1,699,885.47	4/18/2011	40	42,497.14	263,598.68	7.21	42,497.14	306,095.82
	<u>19,430,702.71</u>			<u>514,872.99</u>	<u>5,713,534.93</u>		<u>514,872.99</u>	<u>6,228,407.92</u>
						Acc Dep - 2017	38,533	5,713,534.93
						Ann Dep - 2018		514,872.99
						Adj Dep - 2018		-
						REVISED Acc Dep - 2018	40,359	<u>6,228,407.92</u>

FY18 Fleet - Depreciation Expense Accumulated Reserves

Asset No	Description	Year	Location	Actual Cost	Date in Service	Depreciation Schedule	Annual Depreciation	June 2017 Accumulated Depreciation	6/30/2018	2018 (Inc Adj)	June 2018 Accumulated Depreciation
0461	Brush - Type III	2004	EFF	325,000.00	13-Jul-16	Donated Asset from Elfin Forest/Harmony Grove Volunteer Fire Dept Inc.					-
0481	Utility - Type 6	2004	EFF	75,000.00	13-Jul-16	Donated Asset from Elfin Forest/Harmony Grove Volunteer Fire Dept Inc.					-
0611	Engine - Type I	2006	EFF	425,000.00	13-Jul-16	Donated Asset from Elfin Forest/Harmony Grove Volunteer Fire Dept Inc.					-
0882	CERT Trailer	2004	EFF	-	13-Jul-16	Donated Asset from Elfin Forest/Harmony Grove Volunteer Fire Dept Inc.					-
0891	Ambulance	2008	EFF-BLS Ambulance	190,000.00	13-Jul-16	Donated Asset from Elfin Forest/Harmony Grove Volunteer Fire Dept Inc.					-
1062	Water Tender	2011	EFF	225,000.00	13-Jul-16	Donated Asset from Elfin Forest/Harmony Grove Volunteer Fire Dept Inc.					-
1283	ATV Trailer	2012	EFF	1,875.00	13-Jul-16	Donated Asset from Elfin Forest/Harmony Grove Volunteer Fire Dept Inc.					-
0261	Water Tender	2002		204,528.00	1-Jul-02	15		204,528.00	16.00	-	204,528.00
0262	Brush - Type III	2002		278,104.00	1-Jul-02	15		278,104.00	16.00	-	278,104.00
0281	Staff	2002		20,843.00	1-Jul-02	5		20,843.00	16.00		20,843.00
0312	Engine - Type I	2004	RSF5	412,007.00	30-Jun-04	10		412,007.00	14.00		412,007.00
0384	Staff	2003		32,787.00	30-Jun-04	5		32,787.00	14.00		32,787.00
0561	Brush - Type III	2005		287,663.00	30-Jun-05	15	19,177.53	239,719.17	13.00	19,177.53	258,896.70
0811	Engine - Type I	2008		483,367.58	1-Apr-08	10	48,336.76	447,115.01	10.25	36,252.57	483,367.58
0981	Staff	2009		29,842.38	1-Mar-09	5		29,842.38	9.34		29,842.38
1181	Staff - Explorer	2011		27,385.48	1-Jun-11	5		27,385.48	7.08	-	27,385.48
1281	Command - Exp	2012		64,270.30	1-Jul-12	5		64,270.30	6.00	-	64,270.30
1282	Staff - Ford F150	2012		50,555.58	1-May-12	5		50,555.58	6.17	-	50,555.58
1381	Staff - Escape	2013		35,064.29	1-Jun-13	6	5,844.05	24,141.79	5.08	5,844.05	29,985.84
1411	Pumper	2014	RSF2	573,423.77	3-Jul-14	12	47,785.31	143,355.94	4.00	47,785.31	191,141.26
1481	Staff - Explorer	2014		41,654.16	7-Apr-14	6	6,942.36	22,562.67	4.23	6,942.36	29,505.03
1482	Staff - Explorer	2014		44,206.53	7-Apr-14	6	7,367.76	23,945.20	4.23	7,367.76	31,312.96
1581	Staff - Expedition	2015	Fire Chief	45,497.68	1-May-15	6	7,582.95	16,421.64	3.17	7,582.95	24,004.58
1611	Engine - Type I	2016		524,305.44	1-Jun-17	12	43,692.12	3,471.43	1.08	47,163.55	50,634.98
1681	Staff - Explorer	2016		33,390.06	1-Mar-16	6	5,565.01	7,409.85	2.33	5,565.01	12,974.86
1682	Command - F150	2016		61,172.13	1-Jan-17	6	10,195.36	5,027.85	1.49	15,223.20	20,251.05
1711	Engine - Type I	2017		650,000.00	1-Jan-18	12	54,166.67	-	0.49	26,712.33	26,712.33
1781	Staff - Explorer	2017		32,052.54	1-Nov-16	6	5,342.09	3,527.24	1.66	8,869.33	12,396.58
RESERVE											
0011	Engine - Type I	2000	Reserve - EFF	350,000.00	13-Jul-16	Donated Asset from Elfin Forest/Harmony Grove Volunteer Fire Dept Inc.					-
9061	Brush - Type III	1990	Reserve - EFF	375,000.00	13-Jul-16	Donated Asset from Elfin Forest/Harmony Grove Volunteer Fire Dept Inc.					-
9611	Engine - Type I	1996	Reserve - RSF3	475,000.00	30-Jun-96			475,000.00	22.00		475,000.00
0211	Engine - Type I	2002	Reserve - RSF2	430,996.00	1-Jul-02	10		430,996.50	16.00		430,996.50
0311	Engine - Type I	2004		412,007.00	30-Jun-04	10		412,007.00	14.00		412,007.00
0383	Command	2003	Reserve - RSF4	34,881.00	30-Jun-04	5		34,881.00	14.00		34,881.00
0781	Command	2007	Battalion Chief	64,814.02	31-Dec-06	5		64,814.02	11.50		64,814.02
				6,074,817.94			261,997.96	3,474,719.05		234,485.95	3,709,205.00
									Accumulated Depreciation 2017		3,474,719.05
									Annual Depreciation 2018		234,485.95
									Accumulated Depreciation 2018		3,709,205.00
									Adjustment		-
									REVISED Accumulated Depreciation 2018		3,709,205.00