



RANCHO SANTA FE FIRE PROTECTION DISTRICT BOARD OF DIRECTORS MEETING AGENDA

Rancho Santa Fe FPD
Board Room – 18027 Calle Ambiente
Rancho Santa Fe, California 92067

June 22, 2016
Special Meeting *in lieu of regular meeting*
1:00 pm PT

Director Stine will participate via teleconference
2 Dole Dr., Westlake Village, CA 91362

June 22, 2016
1:00 pm PT

RULES FOR ADDRESSING BOARD OF DIRECTORS

Members of the audience who wish to address the Board of Directors are requested to complete a form near the entrance of the meeting room and submit it to the Board Clerk.

Any person may address the Board on any item of Board business or Board concern. The Board cannot take action on any matter presented during Public Comment, but can refer it to the Administrative Officer for review and possible discussion at a future meeting. As permitted by State Law, the Board may take action on matters of an urgent nature or which require immediate attention. The maximum time allotted for each presentation is FIVE (5) MINUTES.

Pledge of Allegiance

1. Roll Call

2. Special Presentations

a. Badge Presentations

Presentation of Fire District Badges by Fire Chief Michel will be presented to:

- Nathan Sanford, Engineer
- Christopher Pane, Firefighter/Paramedic

b. Certificate of Recognition

A certificate will be presented to Captain Trever Krueger, Engineer Brian Schmid and Firefighter/Paramedic Scott Young for a CPR save

c. Introduction

- Burgen Havens, Accounting Technician/Staff Assistant

3. Public Comment

All items listed on the Consent Calendar is considered routine and will be enacted by one motion without discussion unless Board Members, Staff or the public requests removal of an item for separate discussion and action. The Board of Directors has the option of considering items removed from the Consent Calendar immediately or under Unfinished Business.

4. Consent Calendar

a. Board of Directors Minutes

- Board of Directors minutes of May 18, 2016

ACTION REQUESTED: **Approve**

b. Receive and File

- Monthly/Quarterly Reports

(1) List of Demands Check 27394 thru 27488 for the period May 1 – 31, 2016 totaling:

\$ 355,797.30

Payroll for the period May 1 – 31, 2016

\$ 496,108.26

TOTAL DISTRIBUTION

\$ 851,905.56

(2) Activity Reports – May 2016

(a) Operations

(b) Training

(c) Fire Prevention

(d) Correspondence - letters/cards were received from the following members of the public:

(i) None

5. Old Business

a. LAFCO Application – Update

To discuss the status of application for proposed “Rancho Santa Fe Fire Protection District Reorganization”: Dissolution of County Service Area No. 107 (Elfin Forest/Harmony Grove) and annexation to Rancho Santa Fe Fire Protection District

ACTION REQUESTED: **Information**

6. New Business

a. Fixed Charge Special Assessment for Weed Abatement

To discuss and/or approve a special assessment Parcel No. 269-201-01, and 265-220-06 for nonpayment of forced abatement fees. **Staff Report 16-15**

ACTION REQUESTED: **Approve and deliver special assessment for nonpayment of fees to the County of San Diego**

b. Preliminary Budget FY17

To discuss and/or approve the preliminary budget for the next fiscal year, and schedule a public hearing for final adoption.

ACTION REQUESTED: **Approve and set public hearing**

7. Oral Report

a. Fire Chief – Michel

- District Activities

(1) Survivor’s Luncheon June 1, 2016

b. Operations – Deputy Chief

c. Training – Battalion Chief

d. Fire Prevention – Fire Marshal

e. Administrative Manager

- CalPERS Conference – Riverside, CA October 24-26, 2016 (*Early Bird Registration*)

f. Board of Directors

- North County Dispatch JPA – Update

- County Service Area – 17 – Update

- Comments

8. Adjournment

The next regular Board of Directors meeting to be July 13, 2016 in the Board Room located at 18027 Calle Ambiente, Rancho Santa Fe, California. The business meeting will commence at 1:00 p.m.



RANCHO SANTA FE FIRE PROTECTION DISTRICT
Board of Directors Special Meeting (in lieu of regular) Agenda
Wednesday, June 22, 2016 1:00 pm PT

CERTIFICATION OF POSTING

I certify that on June 17, 2016 a copy of the foregoing agenda was posted on the District's website and near the meeting place of the Board of Directors of Rancho Santa Fe Fire Protection District, said time being at least 72 hours in advance of the meeting of the Board of Directors (Government Code Section 54954.2)

Executed at Rancho Santa Fe, California on June 17, 2016

Karlana Rannals
Board Clerk



RANCHO SANTA FE FIRE PROTECTION DISTRICT
Regular Board of Directors Meeting
Minutes – May 18, 2016

These minutes reflect the order in which items appeared on the meeting agenda and do not necessarily reflect the order in which items were actually considered.

President Ashcraft called to order the regular session of the Rancho Santa Fe Fire Protection District Board of Directors at 1:00 pm.

Pledge of Allegiance

Fire Chief Tony Michel led the assembly in the *Pledge of Allegiance*.

1. Roll Call

Directors Present: Ashcraft, Hillgren, Malin, Stine, Tanner - *Director Hillgren participated via teleconference*

Directors Absent: None

Staff Present: Tony Michel, Fire Chief; Fred Cox, Deputy Chief (*arrived at 1:26*); Chris Galindo, Battalion Chief; Dave McQuead, Battalion; Jim Sturtevant, Battalion Chief; and Karlana Rannals, Board Clerk.

2. Closed Session

Pursuant to section 54956.8, the board met in closed session from 1:02 – 1:09 pm to discuss the following:

a. CONFERENCE WITH REALY PROPERTY NEGOTIATORS

Property: 16936 El Fuego

Agency Negotiator: Tony Michel, Fire Chief

Negotiating Parties: Rancho Santa Fe Association

Under Negotiation: Instruction to negotiators, concerning price and term

All board members listed attended the closed session.

Upon reconvening to open session, President Ashcraft reported that the Board of Directors that Chief Michel updated the board on the subject negotiations. There was no action taken in closed session.

3. Public Comment

No one requested to speak to the Board.

4. Motion waiving reading in full all Resolutions/Ordinances

MOTION BY DIRECTOR HILLGREN, SECOND BY DIRECTOR STINE to approve and waive reading in full of all resolutions and/or ordinances on a roll call vote:

AYES: Ashcraft, Hillgren, Malin, Stine, Tanner

NOES: None

ABSENT: None

ABSTAIN: None

5. Consent Calendar

MOTION BY DIRECTOR HILLGREN, SECOND BY DIRECTOR STINE to approve the Consent Calendar as submitted on a roll call vote:

Minutes

Rancho Santa Fe Fire Protection District Board of Directors

May 18, 2016

Page 2 of 8

AYES: Ashcraft, Hillgren, Malin, Stine, Tanner
NOES: None
ABSENT: None
ABSTAIN: None

a. *Board of Directors Minutes*

i) Board of Directors minutes of April 13, 2016

b. Receive and File

i) *Monthly/Quarterly Reports*

1. List of Demands Check 27290 thru 27393 for the period April 1 – 30, 2016 totaling:

\$ 395,809.78

Payroll for the period April 1 – 30, 2016

\$ 532,510.11

TOTAL DISTRIBUTION

\$ 928,319.89

2. Activity Reports – April 2016

a. Operations

b. Training

c. Fire Prevention

d. Correspondence – letters/cards were received from the following members of the public:

1) Captain Drew Johnson

2) San Diego-Imperial County Firefighters Advisory Council to the Burn Institute

c. Sale of Surplus Equipment

The Board of Directors accepted staff's recommendation to surplus and sell a 2003 Ford Explorer

6. Public Hearing

a. Ordinance No. 2016-01

President Ashcraft opened and closed the Public Hearing, there being no one desiring to speak to the ordinance.

7. Old Business

a. *LAFCO Application – Update*

Chief Michel reported that staff has been busy attending operational transition meetings, conferring with legal counsel and County of San Diego personnel on the Memorandum of Understanding for transfer of assets and funding. In addition, he has been working to finalize the LAFCO application required for CSA-17. The target date remains July 1, 2016 to assume the operational responsibilities of CSA-107.

8. New Business

a. Article XIII B California Constitution Appropriation Limit

Ms. Rannals summarized the staff report provided. She recommended that the Board of Directors select the following formula to calculate the District's new appropriation limit for the 2016/2017 fiscal year:

Change in California per capital personal income (5.37%) for the Cost of Living Factor, and

Change in population within the unincorporated area of San Diego County (.78%).

MOTION BY DIRECTOR MALIN, SECOND BY DIRECTOR HILLGREN, and APPROVED to accept staff's recommendation for calculation of the District's appropriations limit on the following roll call vote:

AYES: Ashcraft, Hillgren, Malin, Stine, Tanner
NOES: None
ABSENT: None
ABSTAIN: None

b. Contract – Standard Industrial/Commercial Multi-Tenant Lease Gross

Chief Michel reported that Rancho Santa Fe Association requested to exercise their first option in the lease. He and RSFA Staff met and settled on a new base rent at \$7,512.10 for this next option period. All other terms, provisions and conditions to the lease will remain in effect as in the original term. He also noted that the agreement was reviewed and has the concurrence of the District's legal counsel. In addition, legal counsel made clarifying edits to the amendment regarding the "Antenna Space Lease" agreement dated May 1, 2015.

MOTION BY DIRECTOR TANNER, SECOND BY DIRECTOR HILLGREN, APPROVED Amendment No. 2 of the Lease Agreement between Rancho Santa Fe Association and Rancho Santa Fe Fire Protection District, establishing the new base rent \$7,512.10; and authorized the Fire Chief to execute Amendment No. 2, on the following roll call vote:

AYES: Ashcraft, Hillgren, Malin, Stine, Tanner
NOES: None
ABSENT: None
ABSTAIN: None

c. Apparatus Purchase

Chief Galindo summarized the staff report provided. He reported that in April 2013, the District awarded Spartan Emergency Response Vehicles (ERV) a competitively bid contract for the design and manufacture for one (1) ICSType I Fire Apparatus. The original Request for Proposal included a five (5) year additional purchase provision with price increases tied to Producers Price Index for transportation equipment over 14,000 lbs. GVW. He requested to exercise the additional purchase provision and purchase a third Type 1 Fire Apparatus from the 2013 agreement, and authorize the Fire Chief to enter into a formal contract with Spartan ERV for the purchase of one (1) Type I fire apparatus for approximately \$614,425. Staff responded to questions from the board.

MOTION BY DIRECTOR HILLGREN, SECOND BY DIRECTOR TANNER, APPROVED and authorized the Fire Chief to execute an agreement with Spartan ERV for the purchase of one (1) ICS Type I Fire Apparatus for an approximate cost of \$614,425 on the following roll call vote:

AYES: Ashcraft, Hillgren, Malin, Stine, Tanner
NOES: None
ABSENT: None
ABSTAIN: None

d. Contract – Agreement Regarding O&M Contributions Under the Fire Service Agreement

Chief Michel informed the Board that the agreement presented is the result of the formal mediation conducted during the fall of 2015 between the fire district, Cielo Homeowners Association and Rancho Cielo Estates, LTD. He reported that the settlement of \$1,3000,000 will be paid over an eight (8) year period, and the document has been signed by the HOA. Staff responded to questions from the board.

MOTION BY DIRECTOR HILLGREN, SECOND BY DIRECTOR STINE, APPROVED the *Agreement Regarding O&M Contributions Under the Fire Service Agreement* on the following roll call vote:

AYES:	Ashcraft, Hillgren, Malin, Stine, Tanner
NOES:	None
ABSENT:	None
ABSTAIN:	None

e. Contract – Agreement Regarding O&M Contributions Under the Fire Service Agreement

Chief Michel informed the Board that the agreement presented is the result of the formal mediation conducted during the fall of 2015 between the fire district, Crosby Estate at Rancho Santa Fe Master Association. He reported that the settlement of \$455,000 will be paid over a five (5) year period, and the document has been signed by the HOA. Staff responded to questions from the board.

MOTION BY DIRECTOR HILLGREN, SECOND BY DIRECTOR STINE, APPROVED the *Agreement Regarding O&M Contributions Under the Fire Service Agreement* on the following roll call vote:

AYES:	Ashcraft, Hillgren, Malin, Stine, Tanner
NOES:	None
ABSENT:	None
ABSTAIN:	None

Chief Michel also informed the Board that he has negotiated with CalWest Communities and anticipates a similar settlement contract for board approval in the few months.

f. GASB 68 – Pension Unfunded Accrued Liability

Karlana Rannals, Administrative Manager summarized the staff report provided. She gave an overview on the district's financial obligation for safety pension plan (3% @ 50). She reminded the board at their meeting held May 13, 2015, a three-year plan for paying the Pre-2013 Pool UAL was approved. Staff recommended an additional payment of \$1.5 million be authorized to reduce the Pre-2013 Pool UAL for the 3.0% @ 50 Safety plan, and to pre-pay the entire expected contribution for FY17 at a discounted rate in July 2017. Staff responded to questions from the board.

MOTION BY DIRECTOR MALIN, SECOND BY DIRECTOR STINE, and APPROVED the following actions on a roll call vote:

1. Before 6/15/2016 remit to CalPERS \$1,500,000 to reduce the District's share of the Pre-2013 UAL for

the 3% @ 50 Safety plan;

2. Authorize staff to remit the required employer contribution for the Safety plans for FY14 by paying the Annual Lump Sum Prepayment Option to gain additional interest savings.

AYES:	Ashcraft, Hillgren, Malin, Stine, Tanner
NOES:	None
ABSENT:	None
ABSTAIN:	None

9. Resolutions/Ordinances

a. Ordinance No. 2016-01

Chief Michel reported the ordinance noted in highlighted text the two minor revisions from the previous reading. If adopted, the revised fee schedule is effective July 5, 2016. Staff responded to questions from the board.

MOTION BY DIRECTOR MALIN, SECOND BY DIRECTOR HILLGREN, and ADOPTED Ordinance No. 2016-01 entitled *An Ordinance of the Board of Directors of the Rancho Santa Fe Fire Protection District Adopting Fees for Services by Reference to the California Health and Safety Code Section 13916 and Section 13919 and repealing Ordinance 2013-01* on the following roll call vote:

AYES:	Ashcraft, Hillgren, Malin, Stine, Tanner
NOES:	None
ABSTAIN:	None
ABSENT:	None

President Ashcraft requested that the Board Clerk proceed with all legal notifications necessary subsequent to the Board's action.

b. Resolution 2016-04

Chief Michel informed the Board that this resolution required by the County of San Diego must be renewed annually. If adopted, the special tax will continue at \$10.00 per benefit unit for FY17.

MOTION BY DIRECTOR MALIN, SECOND BY DIRECTOR TANNER, and ADOPTED Resolution No. 2015-04 entitled *a Resolution of the Board of Directors of the Rancho Santa Fe Fire Protection District Establishing the Benefit Charges for fiscal year 2016/2017* on the following roll call vote:

AYES:	Ashcraft, Hillgren, Malin, Stine, Tanner
NOES:	None
ABSTAIN:	None
ABSENT:	None

c. Resolution 2016-05

Ms. Rannals informed the Board that this resolution required by the State of California reflects the Board's action of selecting the formula to calculate the District's appropriations limit.

MOTION BY DIRECTOR MALIN, SECOND BY DIRECTOR STINE, and ADOPTED Resolution No. 2016-05 entitled a *Resolution of the Board of Directors of the Rancho Santa Fe Fire Protection District Determining the 2016/2017 Appropriations of Tax Proceeds* on the following roll call vote:

AYES:	Ashcraft, Hillgren, Malin, Stine, Tanner
NOES:	None
ABSTAIN:	None
ABSENT:	None

d. Resolution 2016-06

Chief Michel informed the board that this resolution is needed to complete the District's application to reorganize with CSA-107. Rancho Santa Fe Fire Protection District is applying on behalf of the County of San Diego to annex the Harmony Grove area of CSA-107 into CSA-17. CSA-17 is working on a parallel application; however, this is needed so that the reorganization with CSA-107 becomes effective July 1, 2016. Staff responded to questions from the board.

MOTION BY DIRECTOR MALIN, SECOND BY DIRECTOR STINE, and ADOPTED Resolution No. 2016-06 entitled a *Resolution of Application by the Board of Directors of the Rancho Santa Fe Fire Protection District Requesting the Local Agency Formation Commission LAFCO to Take Proceedings for the Annexation of the Unserved Areas of County Service Area (CSA) No. 107 to CSA No. 17 (San Dieguito Ambulance) for the Provision of Ambulance Service* on the following roll call vote:

AYES:	Ashcraft, Hillgren, Malin, Stine, Tanner
NOES:	None
ABSTAIN:	None
ABSENT:	None

10. Oral Report

a. Fire Chief – Michel

i) District Activities:

- 1) Employee Recognition Dinner – April 16, 2016 – he sent a letter of thanks to the Nicholas family on behalf of the district in appreciation of their hosting the recognition dinner.
- 2) Symposium of the West – he and Chief Twohy (Elfin Forest/Harmony Grove) attended the conference which focused of combination departments with volunteers and paid personnel. It was a good leadership conference.
- 3) Spirit of Courage Awards/Maltese Cross Banquet – held May 12 and four citizens nominated by Rancho Santa Fe were recognized for a life safety event at an accident. Also, there was a last minute decision to give a Maltese Cross Award to the Rancho Santa Fe Foundation for going over and above in supporting the fire service mission.

Minutes

Rancho Santa Fe Fire Protection District Board of Directors

May 18, 2016

Page 7 of 8

- 4) Survivor's Luncheon June 1, 2016 – will be held at the Senior Center in Encinitas. CSA-17 last year had a CPR Survival rate of 23%, which is the highest in the County of San Diego. Credit was given to Mary Murphy for spear heading the luncheon.
- b. Operations – Deputy Chief
Chief Cox summarized the previous month activity, noting district personnel responded to 228 calls the previous month. He reported on two significant calls, 1) structure fire in the San Diego area, and 2) an early season brush fire.
- c. Training – Battalion Chief
Chief McQuead summarized the training activity for April for topics that included RT130 (which is a refresher class for wildland fire); and probationary testing.
- d. Fire Prevention – Fire Marshal
Chief reported the Fire Marshal Hill is on an extended leave and he is currently share the fire chief and fire marshal duties. Bill Lutz has returned to work on the vegetation management program, and he may need to hire one additional temporary person to assist after the reorganization with CSA-107 becomes effective.
- e. Administrative Manager
 - i) Board of Directors meeting – June 22, 2016 - Ms. Rannals reminded the board that the next board meeting had been moved to June 22.
 - ii) CalPERS Conference – Riverside, CA October 24-26, 2016 – she received notice that to take advantage of the early bird rate, she must register attendees by July 31. Any interested board member is requested to contact her directly.
 - iii) CalPERS Health Benefits – the transition to CalPERS Health Benefits is progressing. District personnel are supportive of the change and the many plan options available.
 - iv) Administrative support staff – a replacement for the vacant staff assistant position has been selected and she will begin June 6, 2016.
- f. Board of Directors
 - i) North County Dispatch JPA – Update: Ashcraft – no report. The meeting will be May 26.
 - ii) County Service Area – 17 – Update: Hillgren – meeting held May 3, 2016 and Chief Michel reported on the following discussion:
 - A preliminary budget was approved
 - The Advisory Board approved to apply thru LAFCO to annex the Harmony Grove area of CSA-107 to CSA-17. He noted that the District's application will not affect CSA-17 application to annex the same area. There can be parallel applications.
 - iii) Comments
 - Stine – The District's new website design is progressing.

11. Adjournment

Meeting adjourned at 2:25 pm.

Karlana Rannals
Secretary

James H Ashcraft
President

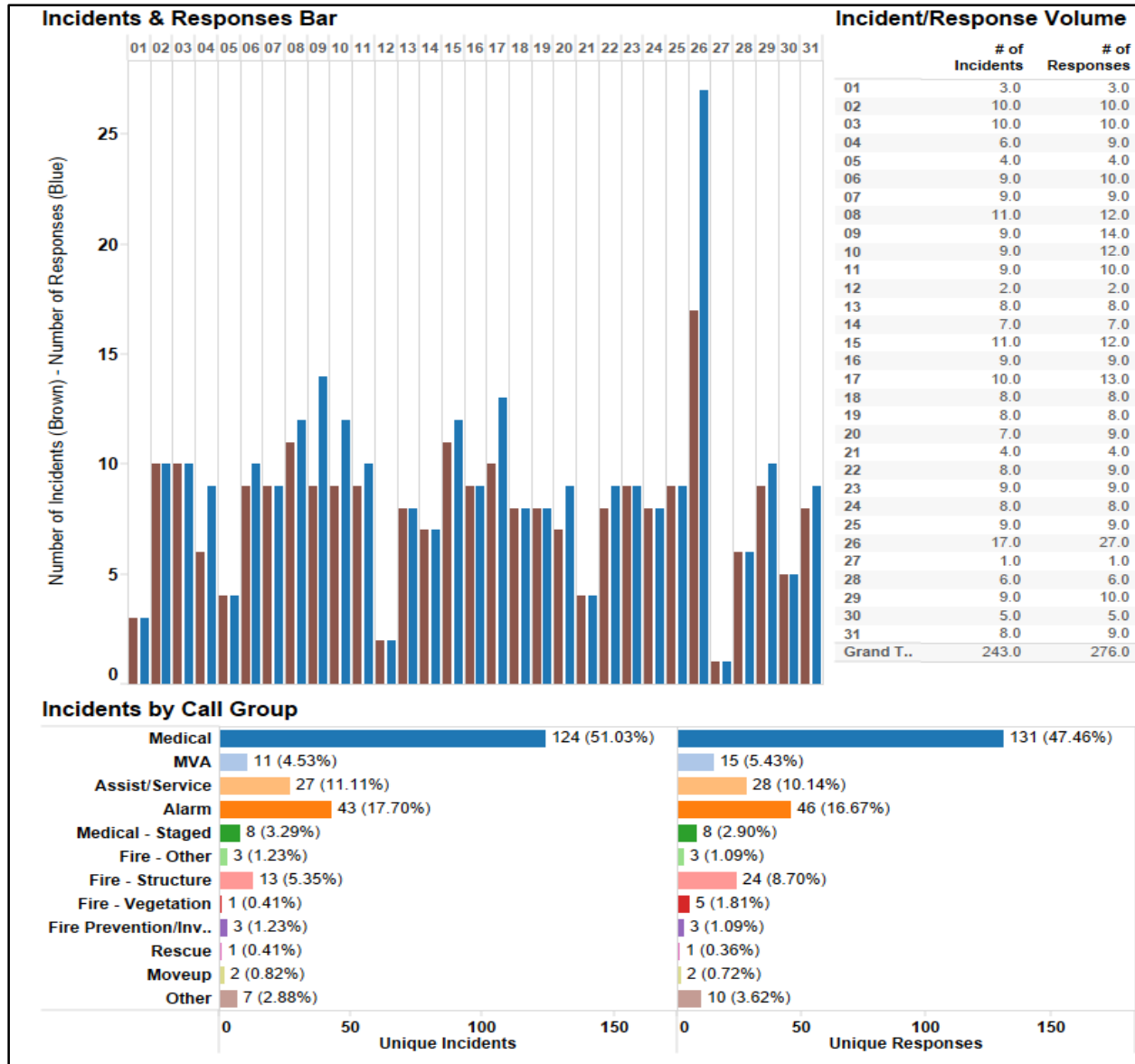
Check #	Amount	Vendor	Purpose
27394	\$140.00	AAA Live Scan	CERT Program
27395	\$1,380.54	AT&T Calnet 2/3	Telephone
27396	\$559.43	Blend	Outside Printing & Binding
27397	\$1,347.50	C.A.P.F.	Disability Ins Short & Long
27398	\$129,184.00	CalPERS	PERS (Employer Paid)
27399	\$56.60	Compressed Air Specialties Inc	BA Compressor Maintenance
			Radio (Portable) Repair/CAP Code Paging Service-Monthly Service/800
27400	\$3,016.25	County of SD/RCS	MHz Network Admin Fees
27401	\$862.67	Direct Energy Business - Dalla	Elec/Gas/Propane
27402	\$125.55	EDCO Waste & Recycling Inc	Trash
27403	\$900.00	Fairbanks Ranch Com. Serv. District	Sewer
27404	\$233.91	Fire ETC Inc	Safety Equipment
27405	\$2,818.48	L N Curtis & Sons Inc	Fleet Equip Maintenance/Repair-Port Gen/Fans/Saws
			Calibration/Maint Spec Equip-Gas Monitors etc/Fire Hose, Nozzles & Supply
27406	\$13,954.14	MES California	Safety: Extinguishers (Service & Purchase)
27407	\$35.00	Metro Fire & Safety Inc	Admin - Meal/Lodging/Travel Reimbursement
27408	\$337.96	Michel, Tony J	Apparatus Scheduled Maintenance/Repair/Generator Service
27409	\$8,948.63	North County EVS Inc	Water
27410	\$190.72	Olivenhain Municipal Water District	Sewer
27411	\$2,000.00	RSF Community Services District	Alarm System Monitoring
27413	\$672.88	SimplexGrinnell LP	Fuel: Gasoline & Diesel
27414	\$3,509.25	SoCo Group Inc	CSA-17 Contract
27415	\$491.00	Sturtevant, James F.	Training Equipment/Supplies: Expendable
27416	\$1,012.40	Suburban Propane	Cielo HOA Fees
27417	\$2,370.00	Symphony Asset Pool XVII LLC	Programming - Computer & Software FP/PR
27418	\$4,250.00	Synergy Database Solutions LLC	Building Service/Rebill JPA
27419	\$235.00	Terminix International	Elevator Service/Rebill JPA
27420	\$1,540.50	ThyssenKrupp Elevator Inc	Cable
27421	\$435.00	Time Warner Cable	Safety Clothing (Protective)
27422	\$29.00	Turnout Maintenance Company	Shipping Service
27423	\$29.00	U P S	Cal-Card./IMPAC program
27424	\$11,060.99	U S Bank Corporate Payment	

Check #	Amount	Vendor	Purpose
27425	\$744.73	Uniforms Plus	Uniforms: Safety Personnel
27426	\$288.33	United Imaging	Office Supplies
27427	\$1,400.78	Verizon Wireless	Telephone - Cellular
27428	\$1,595.53	Waste Management Inc	Trash/rebill Patrol & JPA
27429	\$6,350.00	WinTech Computer Services	Consulting Services
27430	\$13.99	4S Ranch Gasoline & Carwash LP	Apparatus: Car Wash
27431	\$128.00	A to Z Plumbing Inc	Building Maintenance/Repair
27432	\$442.50	Accme Janitorial Service Inc	Building Monthly Service
27433	\$404.80	Appliance Repair Bookkeeping	Building Maintenance/Repair
27434	\$180.00	AT&T	Telephone
27435	\$330.38	AT&T Calnet 2/3	Telephone
27436	\$1,985.09	Bay City Electric Works Inc	Generator Repair
27437	\$1,046.16	Complete Office of California	Office Supplies
27439	\$1,400.84	Encinitas Ford Inc.	Vehicle Repair/Scheduled Maintenance
27440	\$2,806.26	Fireblast Global Inc.	Training Equipment/Supplies: Expendable
27441	\$5,895.00	Fitch Law Firm Inc	Legal Services
27442	\$317.64	Golden Telecom Inc	Equipment - Minor
27443	\$13,264.64	North County EVS Inc	Apparatus Scheduled Maintenance/Repair
27444	\$1,547.95	Olivenhain Municipal Water District	Water
27445	\$3,048.16	Parkhouse Tire, Inc.	Apparatus: Tires & Tubes
27446	\$7.00	San Diego Gas & Electric	Elec/Gas/Propane
27447	\$456.60	San Diego Union-Tribune, LLC	Advertising
27448	\$35.80	Savmart Pharmaceutical Service	CSA-17 Contract
27450	\$1,255.35	SoCo Group Inc	Fuel: Gasoline & Diesel
27451	\$192.00	State of CA Dept of Justice	Background Investigation
27452	\$1,012.40	Suburban Propane	Training Equipment/Supplies: Expendable
27453	\$385.04	TelePacific Communications	Telephone ADMIN
27454	\$14.50	U P S	Shipping Service
27455	\$184.97	Uniforms Plus	Uniforms: Safety Personnel
27456	\$123.00	A to Z Plumbing Inc	Building Maintenance/Repair
27457	\$184.38	Advanced Communication Systems	Radio (Mobile Repair)
27458	\$224.78	AT&T - U-verse	Telephone

Check #	Amount	Vendor	Purpose
27459	\$375.88	AT&T Calnet 2/3	Telephone
27461	\$3,900.00	CalPERS	Accounting-Audit Services
27463	\$187.00	Controlled Entrances, Inc.	Building Maintenance/Repair
27464	\$292.00	County of San Diego, DEH	Permit: County/City
27465	\$376.20	East Penn/Brodings Battery	Apparatus: Battery's - Engine Battery
27466	\$954.62	Fire ETC Inc	Safety Clothing (Protective)
27467	\$3,751.48	Guardian Life Insurance Co	Medical Insurance
27468	\$52,751.94	Health Net	Medical Insurance
27469	\$225.00	Hernandez, Michael	Education/Training Reimbursement
27470	\$287.51	Home Depot, Inc	Fuel: Propane (Cooking)/Station Maintenance
27471	\$20,461.77	Kaiser Permanente	Medical Insurance
27472	\$869.68	Lincoln National Life Ins Co	Disability/Life Insurance
27473	\$630.00	Lorenzo, Paul	Education/Training Reimbursement
27475	\$135.67	Napa Auto Parts Inc	Apparatus: Parts & Supplies
27476	\$269.46	Pitney Bowes Inc	Equipment Rental
27477	\$166.12	Rincon Del Diablo Municipal	Water
27478	\$70.00	RSF Mail Delivery Solutions	Mail Delivery Service
27479	\$5,848.90	San Diego Gas & Electric	Elec/Gas/Propane
27480	\$1,250.00	Sanford, Nathan	Education/Training Reimbursement
27481	\$700.00	Santa Fe Irrigation District	NCDJPA Rebill
27482	\$240.00	SDCFCA	Meetings/Meal Expenses
27483	\$2,063.91	SoCo Group Inc	Fuel: Gasoline & Diesel
27484	\$170.00	State Fire Training	Permit: Certification
27485	\$87.16	Time Warner Cable	Cable
27486	\$1,400.00	TinyFrog Technologies Inc.	Website Redesign
27487	\$14.50	U P S	Shipping Service
27488	\$82.07	United Imaging	Office Supplies
EFT0217	\$200.00	Moscato, Joseph D.	CSA-17 Contract Reimbursement
EFT0218	\$990.59	Rannals, Karlana	Admin - Overnight Conf/Seminars Reimbursement
EFT0221	\$105.94	Rannals, Karlana	Meetings/Meal Expenses Reimbursement
EFT0223	\$221.00	Carey, John	Education/Training Reimbursement
Various	<u>\$17,725.90</u>	Various	Medical Reimbursement

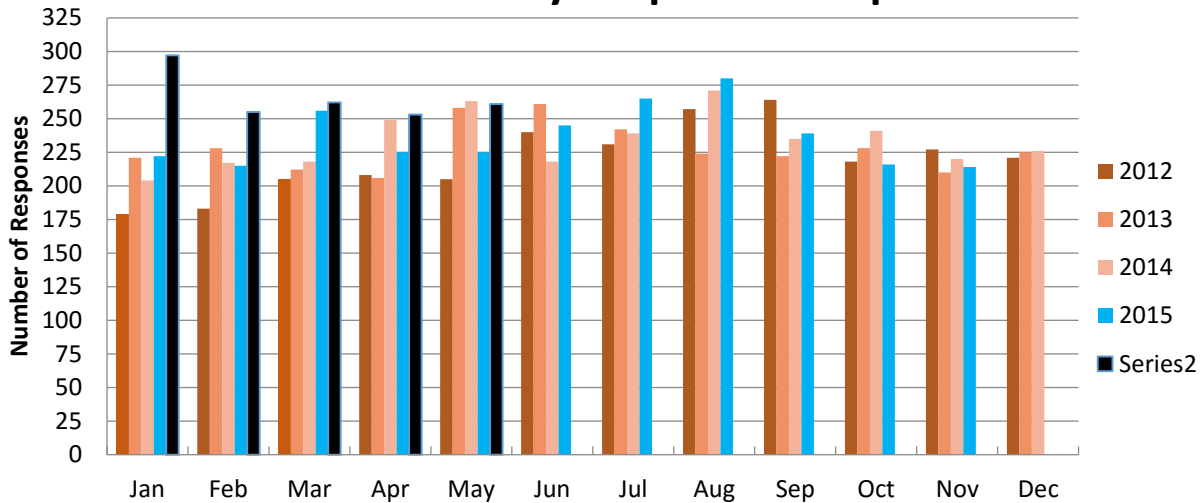
Check #	Amount	Vendor	Purpose
<i>Sub-total</i>	<i>\$355,797.30</i>		
15-May-16	\$231,029.98		
15-May-16	\$764.56		
31-May-16	\$264,313.72		
<i>Sub-total</i>	<i>\$496,108.26</i>		
Grand Total	\$851,905.56		

May 2016 – Emergency Call Volume

**Station: RSF 5****Incident Count**

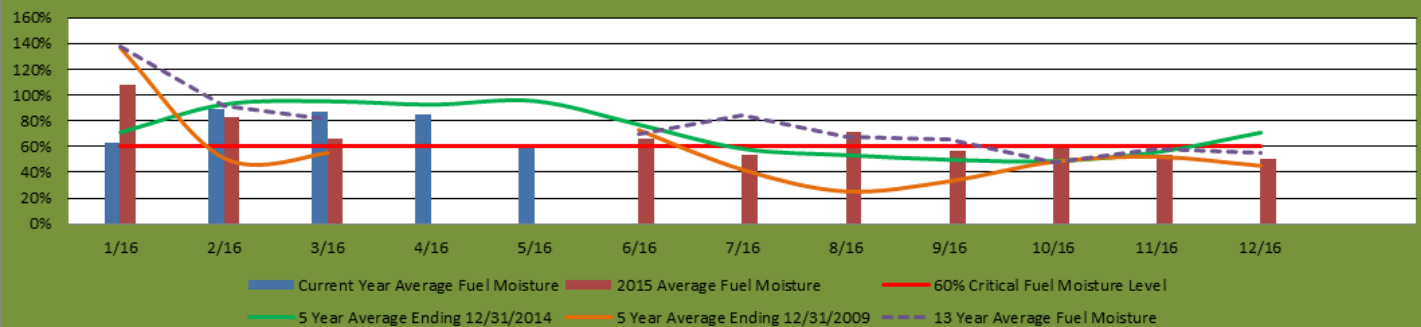
Fire	3
EMS/Rescue	8
Service Call	4
Good Intent	2
False Call	1
Totals:	18

5 Year Monthly Response Comparison

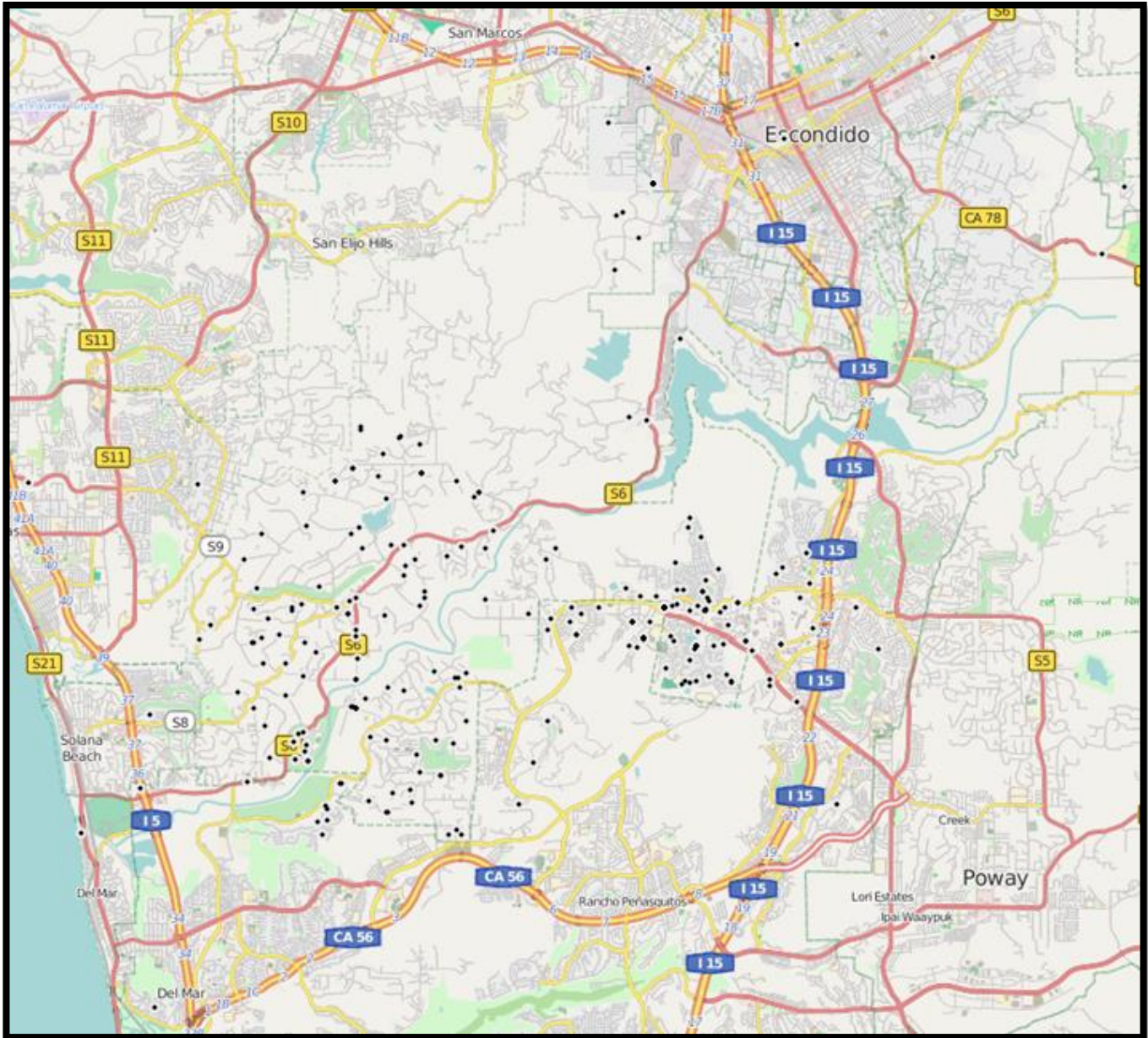


2016	Jan	Feb	Mar	Apr	May	Jun	Jul	Aug	Sep	Oct	Nov	Dec	YTD Responses
Responses	297	255	262	253	261								1,328
YTD	297	552	814	1,067	1,328								16.2%
2015	Jan	Feb	Mar	Apr	May	Jun	Jul	Aug	Sep	Oct	Nov	Dec	YTD Responses
Responses	222	215	256	225	225	245	265	280	239	216	214	237	2,839
YTD	222	437	693	918	1,143	1,388	1,653	1,933	2,172	2,388	2,602	2,839	1.3%
2014	Jan	Feb	Mar	Apr	May	Jun	Jul	Aug	Sep	Oct	Nov	Dec	YTD Responses
Responses	204	217	218	249	263	218	239	271	235	241	220	226	2,801
YTD	204	421	639	888	1,151	1,369	1,608	1,879	2,114	2,355	2,575	2,801	2%
2013	Jan	Feb	Mar	Apr	May	Jun	Jul	Aug	Sep	Oct	Nov	Dec	YTD Responses
Responses	221	228	212	206	258	261	242	224	222	228	210	225	2,737
YTD	221	449	661	867	1,125	1,386	1,628	1,852	2,074	2,302	2,512	2,737	3.8%
2012	Jan	Feb	Mar	Apr	May	Jun	Jul	Aug	Sep	Oct	Nov	Dec	YTD Responses
Responses	179	183	205	208	205	240	231	257	264	218	227	221	2,638
YTD	179	362	567	775	980	1,220	1,451	1,708	1,972	2,190	2,417	2,638	11.0%

2016 District Live Fuel Moistures



May 2016 Emergency Response – Distribution Map

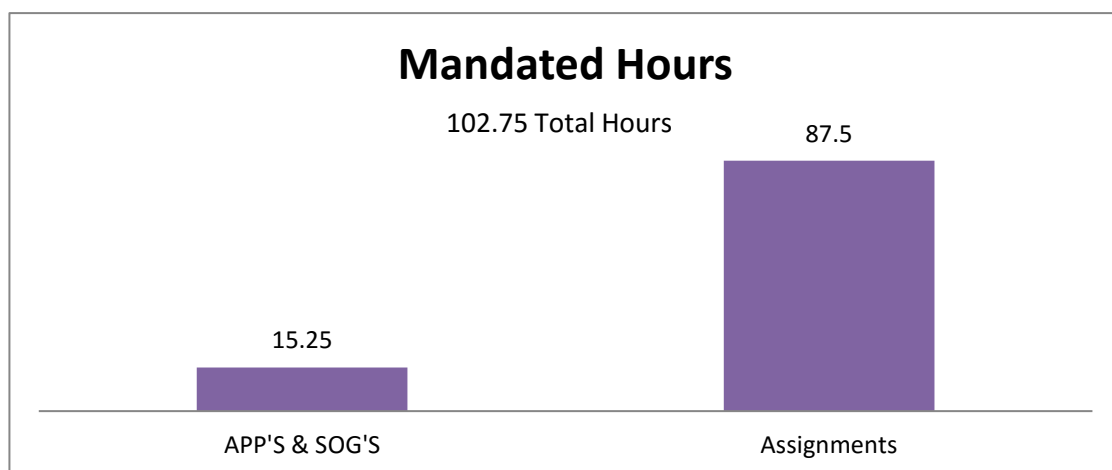
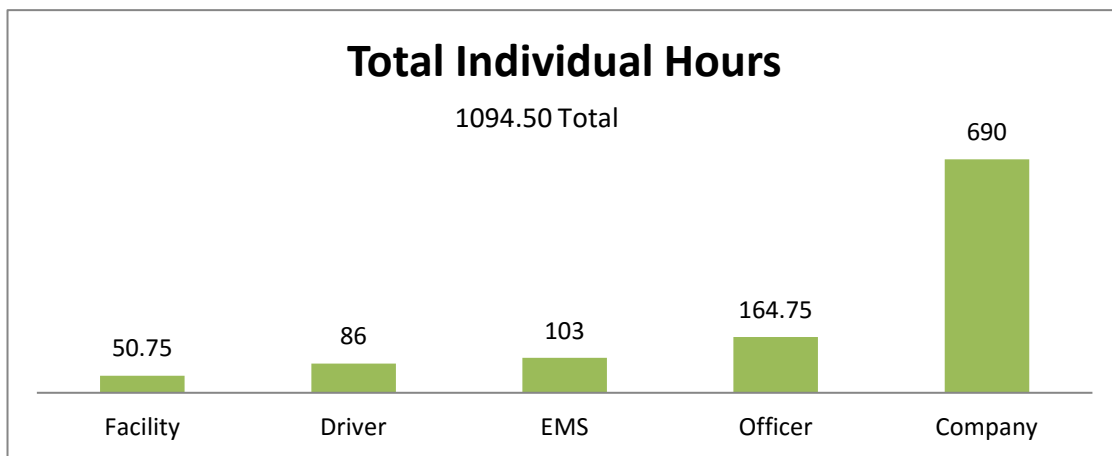
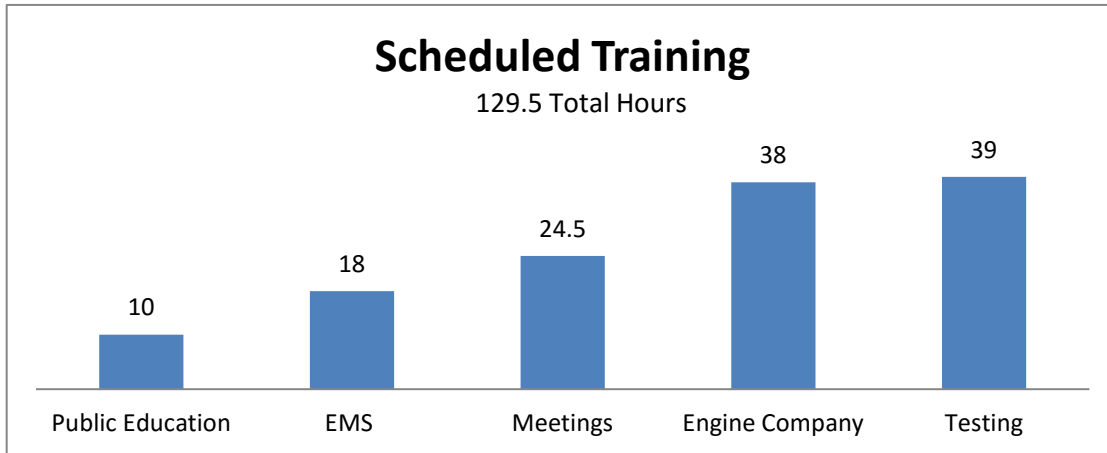


Significant Incidents/Overhead Assignments

DATE	INCIDENT/ LOCATION	TYPE	UNIT/PERSON	MISC.
05/04/2016	Cordrey Dr.	Structure Fire	E2821, C2801, C2802, C2604, E2615, M1493, U2881	Structure fire
05/26/2016	1500 Block Dove Cyn Rd	Vegetation Fire	E2611, E2613, E2614, E2615, C2604, C2605, (2) Strike Teams	Vegetation fire – 4-5 acres
05/31/2016	Pala	Vegetation Fire	WT2655	Vegetation Fire – 75 acres

Training Division

May 2016



Training Division - Descriptions

Scheduled Training

Training hours are planned annually. This is to maintain a well organized year and to help the firefighters be successful with the hours required by Federal, State, Local.

Total Individual Hours - 6 Subjects

Subject	Definition	Examples
Company	Documentation of all Company Training that is not Driver, Officer, Has-Mat, or Facility Training.	Aerial Ladder, Hose, Ladders, Physical Fitness, SCBA, Technical Rescue, Ventilation, etc.
Driver	This is for documenting Driver Training hours. Per ISO standards employees considered a "Driver" will be required to complete 12 hours of Driver Training annually. You can use this same form to record Driver Training hours for Non-Drivers and it will be counted towards Company Training.	Apparatus Inspections & Maintenance, Basic Hydraulics, Defensive Driving, Maps, Driving Heavy Vehicles, Etc.
Facility	This is live training conducted at an approved site. For the location to be approved it must have at least two acres on the property, a three story tower, and a burn facility. It is also important to note that the training must not just occur on the approved site, but the facility itself must be used. If your users are just sitting in a classroom at an approved site, this cannot count towards facility hours and the completion would need to be applied elsewhere. However, if the classroom portion was followed by utilization of the facility, the entire time could count towards Facility Training.	Company Evolutions, NFPA 1410 Driver/Operator, NFPA 1002 Fire Officer, NFPA 1021 Firefighter Skills, NFPA 1001 Hazardous Materials, NFPA 472 Live Fire, NFPA 1403 Other NFPA Fire Based Training
HazMat	This is for documenting Hazardous Materials Training hours. Per ISO standards all firefighters are required to complete 6 hours of Hazardous Materials Training annually.	DOT Guidebook Review, Decontamination Procedures, First Responder Operations, Etc.
Officer	Per ISO standards employees considered a "Officer" will be required to complete 12 hours of Officer Training annually. You can use this same form to record Officer Training hours for Non-Officers and it will be counted towards Company Training.	Dispatch, General Education, Meetings, Orientation, Exam, Management Principles, Personnel, Promotional, Public Relations, Etc.
EMS	EMS is not tracked or required by Insurance service Organization for Rating. EMS Continuing Education is tracked for recertification of Paramedics (48/2yrs) and EMT (24/2yrs). Through Emergency Service Medical Administration (EMSA).	Continuing Education and SIMS

Mandated Hours

Hours completed through an assignment on an online database (Target Solutions). Mandated assignments are required by either Federal, State, Local.

Rancho Santa Fe Fire Protection District
Fire Prevention Bureau Monthly Activity Summary
May 2016

PLAN REVIEW

RESIDENTIAL PLAN REVIEWS	Number of Structures	Sq Footage
Fire Marshal	0	0
Fire Inspector	0	0
Fire Inspector/Forester	8	13,469
TOTAL	8	13,469
RESIDENTIAL ADDITIONS	Original Sq Footage	Added Sq Footage
Fire Marshal	0	0
Fire Inspector	0	2,520
Fire Inspector/Forester	0	0
TOTAL	0	2,520
COMMERCIAL PLAN REVIEWS	Number of Structures	Sq Footage
Fire Marshal	0	0
Fire Inspector	0	0
Fire Inspector/Forester	0	0
TOTAL	0	0
TOTAL NEW CONSTRUCTION		Sq Footage
Based on permitted Sq footage	Total Added	15,989
FIRE SPRINKLER REVIEWS	Commercial	Residential
Fire Marshal	0	0
Fire Inspector	4	6
Fire Inspector/Forester	0	0
TOTAL	4	6
TENANT IMPROVEMENTS	Number of Structures	Sq Footage
Fire Marshal	0	0
Fire Inspector	0	0
Fire Inspector/Forester	5	0
TOTAL	5	0
LANDSCAPE REVIEWS	Number of Reviews	Staff Hours
Fire Marshal	0	0.00
Fire Inspector	0	0.00
Fire Inspector/Forester	23	10.25
TOTAL	23	10.25

Rancho Santa Fe Fire Protection District
Fire Prevention Bureau Monthly Activity Summary
May 2016

SERVICES PROVIDED- FIRE PREVENTION

DPLU -All Staff	Number	Staff Hours
Project Availability Forms	0	0.00
Use Permits	0	0.00
Zaps	0	0.00
Administrative Review	0	0.00
Habit Plans	0	0.00
Approval Letters	0	0.00
CWPP/FPP	1	1.00
TOTAL	1	1.00
INSPECTION SERVICES- All Staff	Number of Inspections	Staff Hours
Undergrounds	7	5.50
Hydros (Fire Sprinklers)	10	9.50
Finals (Structures)	28	49.00
Landscape	13	10.00
Reinspections	0	0.00
Tents/Canopy	2	1.00
Burn Permits	1	0.50
Department of Social Service Licensing	1	1.00
Knox/Strobe	0	0.00
Code Enforcement	0	0.00
Engine Company Follow Up	0	0.00
Misc.	0	0.00
TOTAL	62	76.50
HAZARD INSPECTIONS - All Staff	Number of Inspections	Staff Hours
Weed Abatement Inspection	40	3.20
Weed Abatement Reinspection	0	0.00
1st Notice	33	8.50
2nd Notice	0	0.00
Final Notice	0	0.00
Forced Abatement	0	0.00
Annual Mailers	0	0.00
Homeowner Meeting	0	0.00
WUI	0	0.00
TOTAL	73	11.70
GRADING -All Staff	Number of Inspections	Staff Hours
Plan Review	1	0.50
TOTAL	1	0.50

Rancho Santa Fe Fire Protection District
Fire Prevention Bureau Monthly Activity Summary
May 2016

ADMINISTRATIVE SERVICES- FIRE PREVENTION

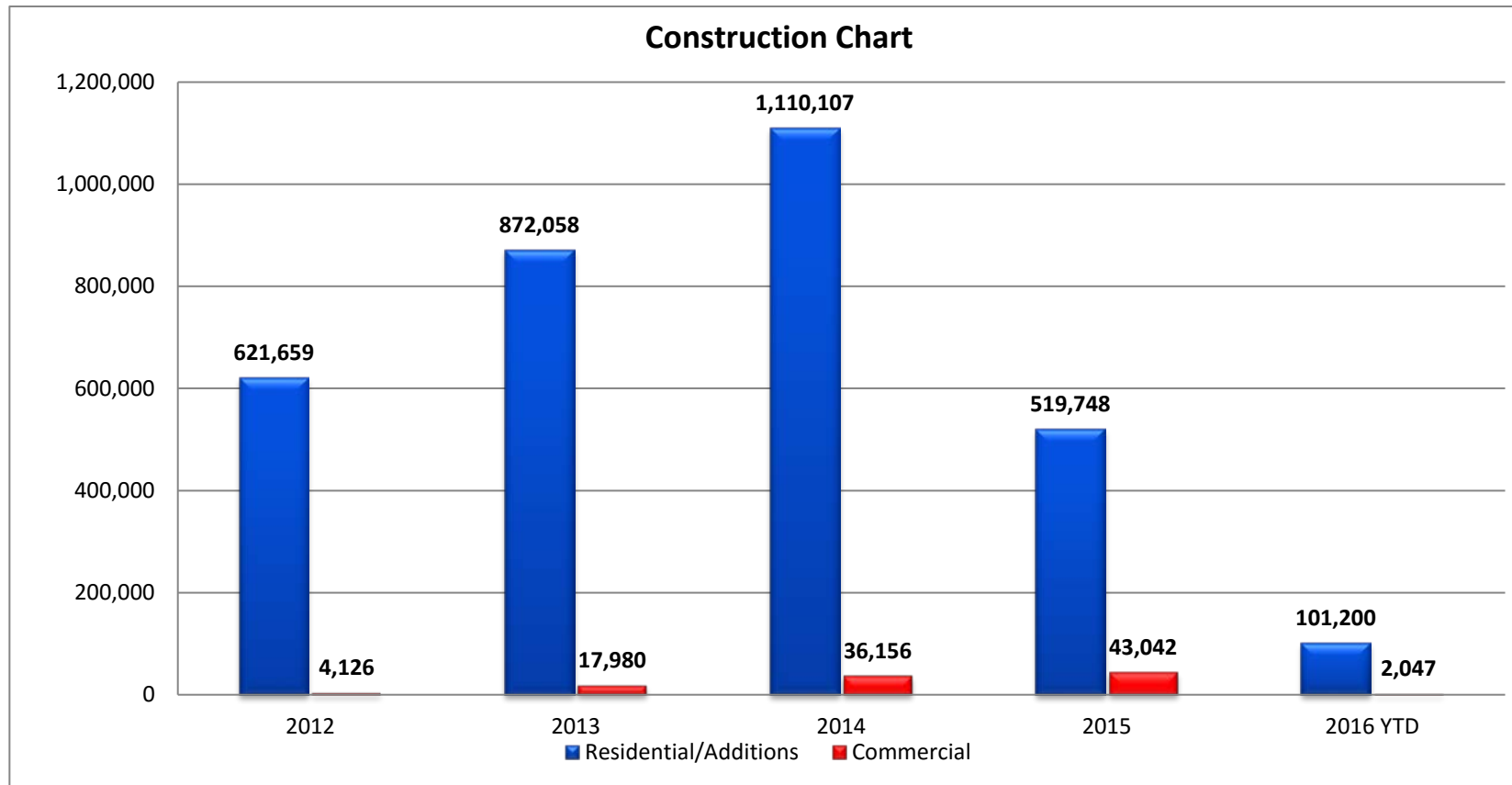
SPECIAL ACTIVITIES/EDUCATION-All Staff	Number	Staff Hours
GIS Mapping	0	0.00
CalFire Crew Projects	0	0.00
Hazmat	0	0.00
Emergency Response/Support	0	0.00
Training Classes	4	22.00
Conferences	1	8.00
Meetings	17	20.00
Other	0	0.00
Supervision	0	0.00
Fuels Reduction	0	0.00
TOTAL	22	50.00

FIRE PREVENTION -All Staff	Number	Staff Hours
Incoming Phone Calls	247	61.75
Correspondence	117	29.25
Consultations	62	62.00
Plan Review	53	53.00
Scanning	100	25.00
General Office	80	80.00
TOTAL	659	311.00

ADMINISTRATIVE SERVICES- OFFICE SUPPORT

OFFICE COORDINATOR-PREVENTION	Number	Staff Hours
Phone Calls (All Administrative Staff) Internal & External	577	28.85
Correspondence	234	58.50
Walk in/Counter (All Administrative Staff)	353	29.42
Knox Application Request	5	1.25
UPS Outgoing Shipments	2	0.17
Plan Accepted/Routed	53	13.25
Special Projects	6	6.00
Scanning Documents/Electronic Files	55	13.75
Meetings: Admin/Prevention/Admin Shift	8	4.00
Post Office Runs	1	0.50
Deposit runs and preparations	22	11.00
TOTAL	1,316	166.68

Rancho Santa Fe Fire Protection District
Fire Prevention Bureau Monthly Activity Summary
May 2016

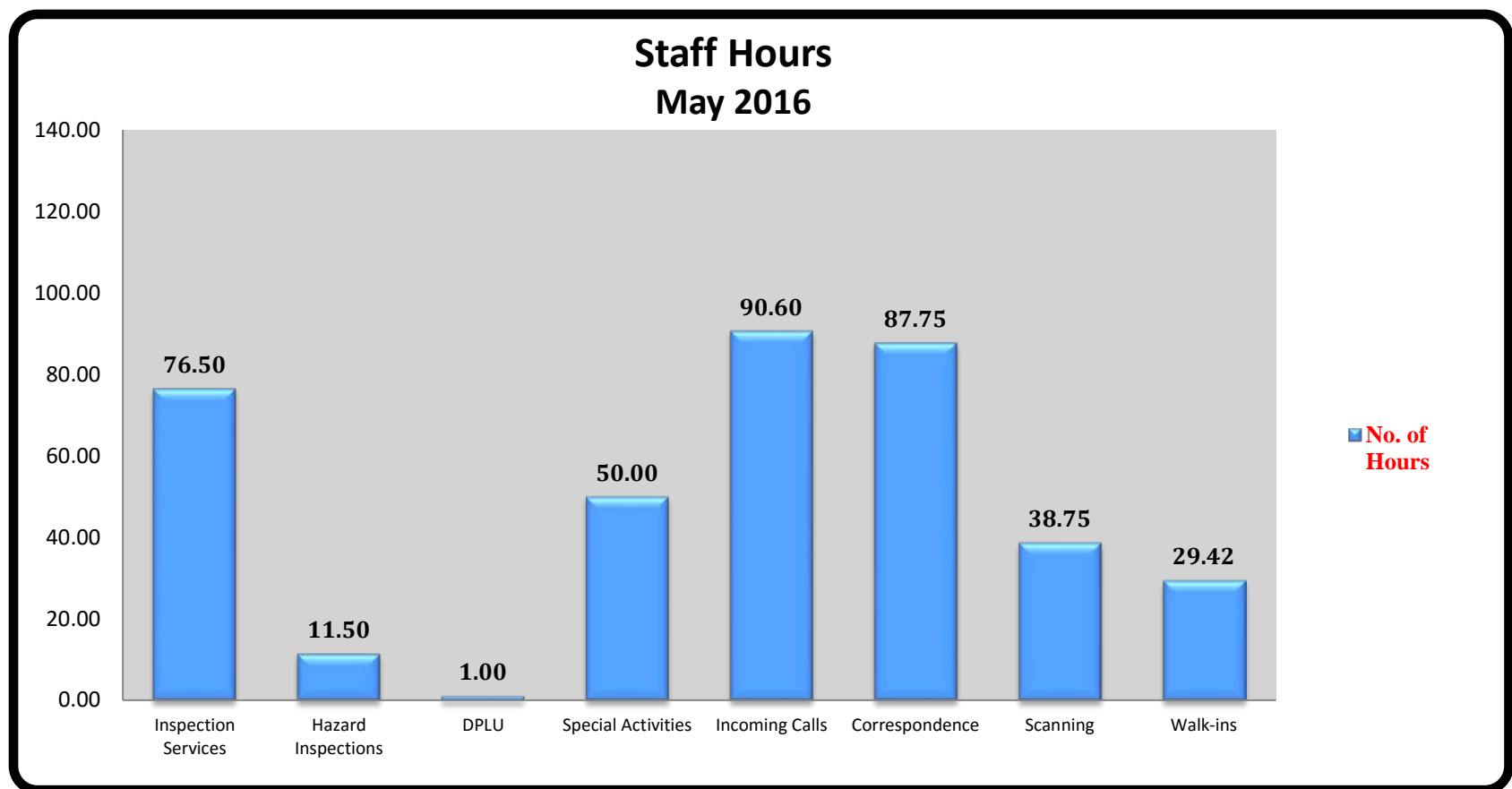
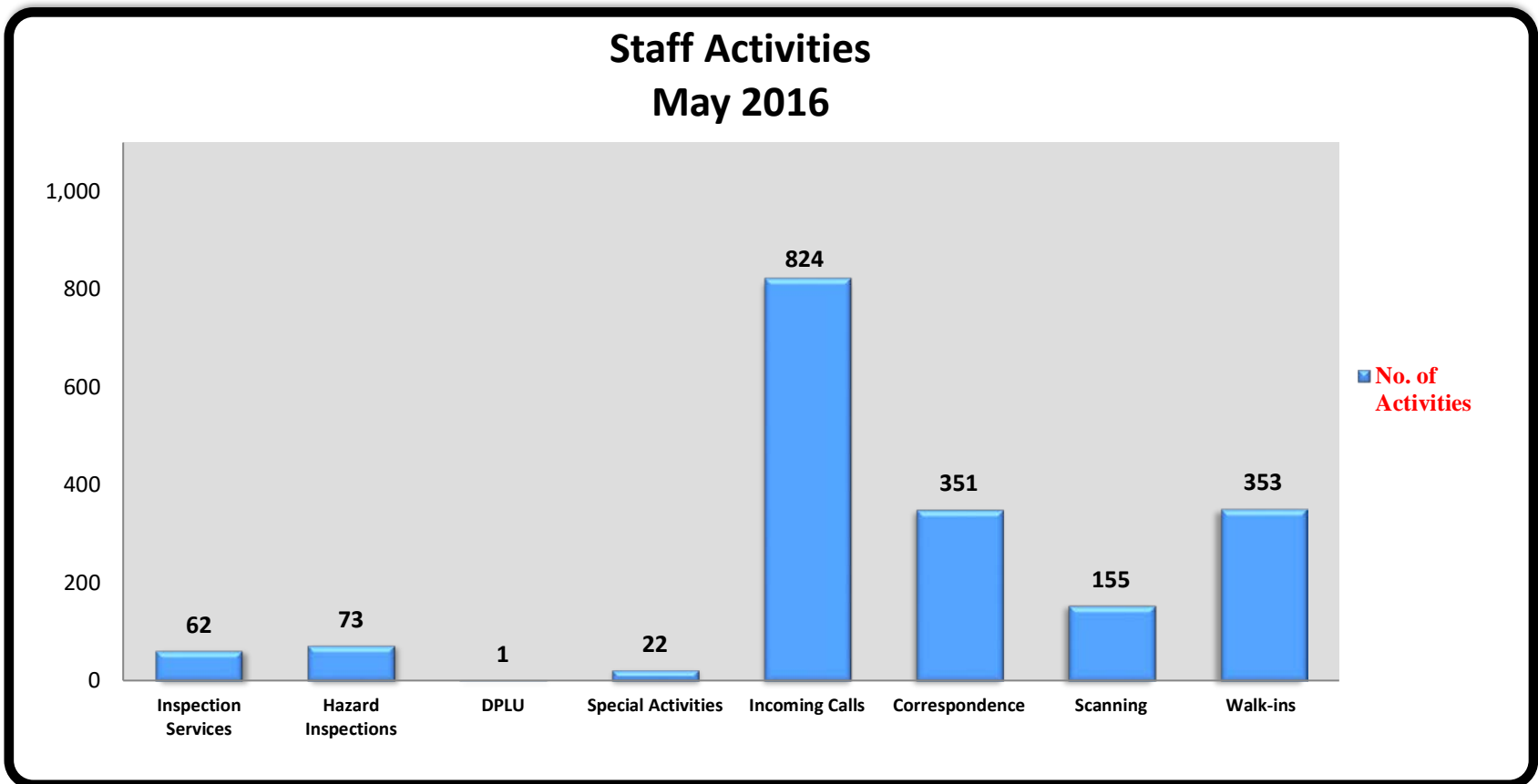


Year	Res/Add	Comm	Total
2012	621,659	4,126	625,785
2013	872,058	17,980	890,038
2014	1,110,107	36,156	1,146,263
2015	519,748	43,042	562,790
2015 YTD	199,238	26,222	225,460
2016 YTD	101,200	2,047	103,247

Comparison 2015/2016 Total Square Footage

	Jan	Feb	Mar	Apr	May	Jun	Jul	Aug	Sep	Oct	Nov	Dec
2015	75,647	30,699	21,404	21,404	51,601	46,651	89,960	20,996	20,996	70,781	47,216	35,865
2016	28,971	25,957	12,480	19,850	15,989							

Rancho Santa Fe Fire Protection District
Fire Prevention Bureau Monthly Activity Summary
May 2016



Comparison 2015/2016 Total Monthly Hours/Activities

2015	Jan	Feb	Mar	Apr	May	Jun	Jul	Aug	Sep	Oct	Nov	Dec
Activities	1761	1490	2001	1985	1771	2474	2561	2189	2104	2145	1811	1727
Hours	423.45	301.18	411.9	416.92	323.8	486.28	444.52	422.95	387.67	414	402.48	356.05

2016	Jan	Feb	Mar	Apr	May	Jun	Jul	Aug	Sep	Oct	Nov	Dec
Activities	1517	1448	1473	1778	1841							
Hours	291.25	342.92	316.17	373.08	385.52							

NOTE: This summary report is not intended to capture all staff hours worked but only to illustrate activity.

Rancho Santa Fe Fire Protection District
Public Education Coordinator Monthly Activity Summary
May 2016

WEBSITE/INTERNET		Staff Hours
Update existing info & documents: <i>Updated home page, news, photos, etc</i>		3.0
		3.0
		0.0
Compile & write new information: <i>New Website Development</i>		10.0
		10.0
Social Media <i>Facebook "Fans" - 773</i> <i>Twitter "Followers" - 2303</i>		8.0
		3.0
		5.0
TOTAL		21.0
PUBLICATIONS		Staff Hours
Design/write brochures, flyers, etc: <i>Evacuation Brochures</i> <i>Desirable Plants Revamp</i>		2.0
		1.0
		1.0
TOTAL		2.0

Rancho Santa Fe Fire Protection District
Public Education Coordinator Monthly Activity Summary
May 2016

MEDIA RELATIONS		Staff Hours
On-scene Public Information Officer:		3.0
<i>4S Ranch Fire</i>		3.0
Press Releases:		6.0
<i>Fire Fire of the Year</i>		1.0
<i>Calling 911</i>		2.0
<i>Smoke Alarms</i>		2.0
<i>4S Ranch Fire</i>		1.0
Other Articles/Stories/Interviews:		0.0
TOTAL		9.0

EDUCATIONAL PROGRAMS/PRESENTATIONS		Staff Hours
Children's Programs		7.0
<i>Design 39 Campout</i>		3.0
<i>FPW Pizza Party</i>		1.0
<i>Station Tours</i>		3.0
Adult Programs:		11.0
<i>Countywide CPR Day</i>		8.0
<i>Cielo Fire Prevention Presentation</i>		3.0
TOTAL		18.0

Rancho Santa Fe Fire Protection District
Public Education Coordinator Monthly Activity Summary
May 2016

EVENTS		Staff Hours
External/Community Events: <i>Survivors Luncheon Prep</i>		2.0
		2.0
Internal Events:		2.0
		2.0
		0.0
TOTAL		4.0
CONTINUING EDUCATION		Staff Hours
Training Classes: <i>Women's Conference</i>		8.0
		8.0
Conferences:		0.0
Meetings: <i>Staff meetings</i> <i>Shift Meeting</i> <i>Website Meetings</i> <i>Calper Healthcare</i>		6.0
		3.0
		1.0
		1.0
		1.0
TOTAL		14.0
CLERICAL		Staff Hours
Prevention-related: <i>Mailbox, email inbox, phone calls, news clips, etc.</i> <i>Phone Calls</i>		47.0
		42.0
		5.0
Non-prevention/non-minute related:		25.0
TOTAL		72.0
TOTAL HOURS		140.0

STAFF REPORT

NO. 16-15

TO: BOARD OF DIRECTORS
FROM: TONY MICHEL, FIRE CHIEF
SUBJECT: APPROVE/AUTHORIZE FIXED CHARGE SPECIAL
ASSESSMENT FOR WEED ABATEMENT
DATE: JUNE 17, 2016



RECOMMENDATION

Staff recommends the Board approve and authorize the administrative staff to deliver the *Weed Abatement Special Assessment* list of non-compliant parcels to the County of San Diego on or before the County's deadline of August 10, 2015.

BACKGROUND

The Fire Prevention Bureau is responsible for the annual weed abatement of properties with hazardous growth that are not maintained by property owners during the spring and summer seasons. Throughout the year, staff has mailed hundreds of hazard notifications to those property owners who have a known or existing fire hazard on their parcel(s). The District maintains a sole source contract with California Tree Service to bring specifically identified parcels into compliance pursuant to Rancho Santa Fe Fire Protection's Ordinance No. 2004-02.

Upon notification by the District, property owners are required to remove the weeds and rubbish and maintain the parcel in accordance with the District's ordinance. Should the property owner fail to comply within a specific period, the District's private contractor will clear the parcel. Those property owners, who are non-compliant, will receive a final notice and an invoice for all costs and fees that are required for abating their parcel(s).

CURRENT SITUATION

This year, the majority of property owners who received notices willingly complied within the time allowed; however, some parcels were ordered cleared by the Fire District. The administrative staff has mailed courtesy notices and invoices to the following non-compliant property owner(s) requesting payment:

PARCEL NUMBER	COST TO ABATE	ADMINISTRATIVE FEE	TOTAL
265-220-06	\$2,202.50	\$500.00	\$2,702.50
Totals	\$2,202.50	\$500.00	\$2,702.50

STAFF REPORT 16-15

The list of non-compliant property owners will be publicly posted a minimum of (3) three days prior to the Board of Directors meeting on Wednesday, June 22, 2016. Those property owners who fail to pay by this date will remain on the list, which will be delivered to the County of San Diego no later than August 10, 2016 (deadline).

The District attempts to work with the property owner prior to any forced abatement. If forced abatement is required, the administrative staff also makes further attempts to seek reimbursement prior to requesting board action authorizing the special assessment for weed abatement.

The County will reimburse the Fire District for all charges, including the administrative fee, and will include them on the owner's next property tax bills.

Attachment:

1. Weed Abatement Special Assessment List

Rancho Santa Fe Fire Protection District Weed Abatement Special Assessment List

to be sent to the County of San Diego as a special
assessment on property taxes unless paid by
July 26, 2016.

PARCEL NUMBER	COST TO ABATE	ADMINISTRATIVE FEE	TOTAL
265-220-06	\$2,202.50	\$500.00	\$2,702.50

POSTED: June 17, 2016



Karlana Rannals
Secretary
Board of Directors



Rancho Santa Fe Fire Protection District Financial Plan - Preliminary

FY17



Financial Plan

June 2016

RANCHO SANTA FE FIRE PROTECTION DISTRICT

Preliminary Operating and Capital Budget – FY17

About Us

Board of Directors

James H. Ashcraft
President
John C. Tanner
Vice President
Nancy C. Hillgren
Director – At Large
Randall Malin
Director – At Large
Tucker Stine
Director – At Large

District Staff

Tony J. Michel
Fire Chief
Fred Cox
Deputy Chief
Karlena Rannals
Administrative Manager
Renee Hill
Fire Marshal
Battalion Chief's
Chris Galindo
Bret Davidson
Dave McQuead
Jim Sturtevant

Mission Statement

To serve the public through the protection of life, environment and property from fire and other emergencies through prevention, preparedness, education, and response.

Vision Statement

Our vision is to provide exceptional service and continuous improvement in our organization through innovation, forward-looking leadership and genuine concern for the welfare of others.

We are dedicated to our mission, unwavering in our core values and continually strive to be a model of excellence.

We are role models in the community and leaders in our profession.

We maintain community partnerships, hire and train exceptional people, and provide professional, well- organized, cost effective services.

We are advocates for our member's health, safety, and welfare.

We foster a culture of trust, involvement, and personal accountability.

Rancho Santa Fe Fire Protection District

Preliminary Budget – FY17

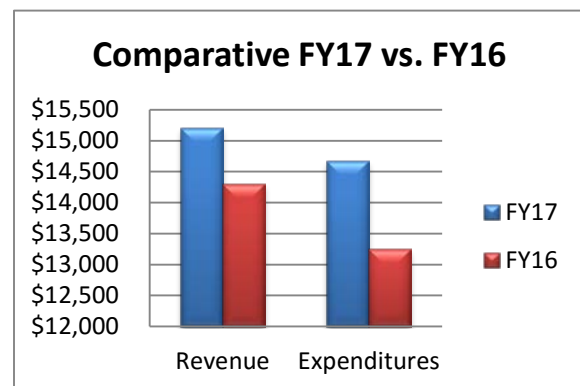


June 2016

The Fire District proposed Operating and Capital Replacement Budget for FY17 is submitted to the Board of Directors for its review and consideration. The annual budget serves as a foundation and is an important tool available to the District to set priorities for the Rancho Santa Fe Fire Protection District over the next year and beyond. This narrative intends to demonstrate that the District is fiscally prudent in proposing the necessary revenue and expenditures, while providing the highest level of emergency response, fire prevention, and administrative services.

This year's proposed budget will include the addition of the CSA-107 reorganization. This reorganization has taken many years of hard work and effort from many in the organization. The impacts of this reorganization will take many years to be realized; however, in this budget we will show the addition of two fire stations, personnel, and funding that is associated to cover the cost of the reorganization.

The District is entering into a new era and service delivery model as a combination fire agency with the addition of the Elfin Forest Division with a volunteer firefighter service model responding from the Elfin Forest fire station. This, along with the addition of a new temporary fire station responding from Harmony Grove Village to meet the needs of this growing development, has created the district to increase in geographic size by over 25%. Additionally, District personnel count also increases due to these new service areas. These changes do result in a moderate increase in all aspects of this preliminary budget.



Overview

In evaluating the FY17 budget, you will notice that the projected total operating revenue has increased compared to FY16 estimated revenue; and the projected FY17 total operating expenditures increased 11% compared to FY16 budgeted expenditures.

This year we are requesting a FY17 Operating Budget of \$14,674 (*in thousands*), which includes the depreciation expense of \$749K. The projected FY17 revenue will compare to the *FY16 estimate* at 6/30/16. The projected FY17 expenditures will compare to the *FY16 budget*.

Projected Revenues

We project the general fund revenues at \$15,204,291. This is an estimated increase of 6.3% (\$899K) over FY 16 estimates. These revenues over operating expenditures provide a projected operational surplus of \$531K.

Mission: *To serve the public through the protection of life, environment and property from fire and other emergencies through prevention, preparedness, education, and response.*

The following summary of revenue changes is between FY17 **budget**, and the FY6 **estimate**:

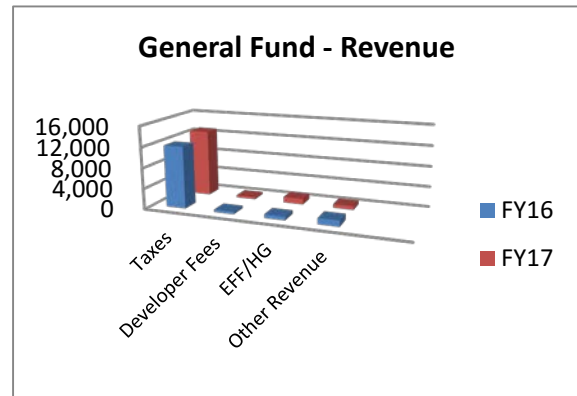
Revenue – \$15,204,291

Taxes & Assessments – Increased 5.2% (\$575,415,): tax revenue has continued to increase over the past year with the District projecting a 4% increase over FY16 tax apportionment estimate.

- **County of San Diego/CSA-107, One-time funds** – \$1,075K: these funds are made up of accumulative excess revenue in the CSA-107 (\$762,000) and \$312,500, which represents the one time lump sum of \$2,500,000 for any potential short falls as a result of the reorganization. The shortfall revenue will be amortized over an eight (8) year period.
- **HGV CFD** – First year revenue from the Harmony Grove Village “Community Facilities District” CFD is estimated at \$21,600.

Lease – Increased 26% (\$71K) the lease revenue for the District increased by either contract or CPI adjustments. In addition, this category includes the revenue from the amended lease with Rancho Santa Fe Association and the addition of two cell tower leases at the Elfin Forest fire station

Administrative Fees –Decreased 99% (\$172,839): This is a result of the District no longer funding and reimbursement for the County Service Area – 17, EMS Coordinator position, or providing administrative services to North County Dispatch JPA.



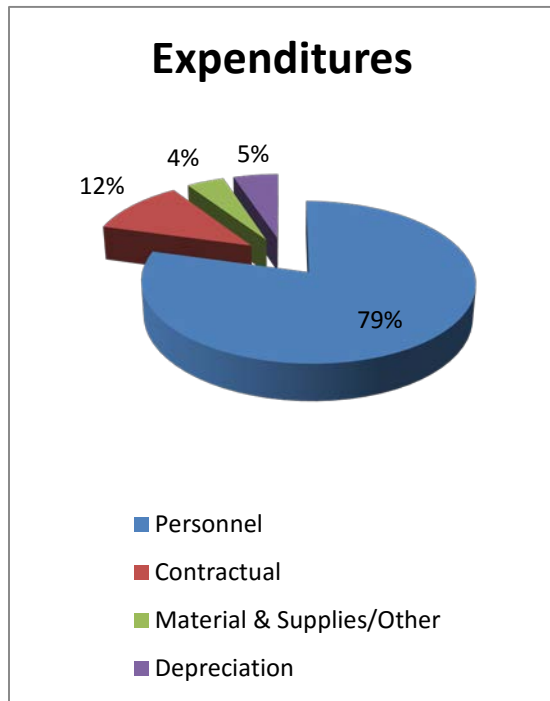
In addition to these general funds, we estimate that we will collect \$152K in restricted Fire Mitigation Fees, including interest.

Overall, the District is projecting an increase of 6.3% or (\$899K) in the projected FY17 Total Operating Revenue compared to FY16 estimate.

Projected Operating Expenditures

Since the current fiscal year has not ended, the following is a summary of **Expenditure** changes between FY17 and FY16 budget:

Mission: *To serve the public through the protection of life, environment and property from fire and other emergencies through prevention, preparedness, education, and response.*



Personnel – \$11,635,500

Overall personnel costs increased 17.5% or \$1,735,300 over FY16 budget. The primary changes are:

Harmony Grove Village Fire Station – The addition RSFFPD Fire Station 5 has increased emergency response personnel by nine (9). The personnel cost for this fire station has added an additional \$1,145K to the proposed budget.

Elfin Forest Fire Station – The addition of the Elfin Forest Fire Station has an increase of \$196K to the proposed budget.

Overtime/Retirement – With the reorganization of EFFHG, the overtime and retirement costs have increased proportionally. These increases are already incorporated into the personnel cost section above.

Contractual Services – \$1,663,419

The FY17 Contractual Services category increased 6.9% or \$107,150 over FY16 budget. The majority of the increase is due to the addition of two fire stations and the support of the personnel associated with LAFCO reorganization.

Material & Supply – \$625,609

The FY17 Material and Supply category increased 14% or \$77,153 over FY16 budget.

Depreciation – \$749,200

The FY17 Depreciation category increased by 4% or \$28,686 over the FY16 budget. The primary reason is due to new apparatus in the fleet.

Capital & Other Cash Expenditures

The District's Capital Replacement expenditures (Equipment, Facility, and Fleet) total \$1,288K. We anticipate replacing two staff vehicles, ordering two replacement engines, one (1) new Type 1 engine and one (1) water tender. There are no new expenditures planned for the funding source of fire mitigation fees.

Mission: To serve the public through the protection of life, environment and property from fire and other emergencies through prevention, preparedness, education, and response.

The following is a list of projects planned:

Expense/Project	Funding Source – GF	Funding Source – FMF
Replacement of Type 1 Engine	\$660,000	
Replacement - Staff Vehicle	\$ 50,000	
Replacement - Staff Vehicle	\$ 45,000	
Replacement – Water Tender	\$380,000	
Microwave Metropolitan Area Wireless*	\$ 38,250	\$114,750
Total	\$1,173,250	\$114,750

* = Prior approved expenses

CalPERS – Unfunded Accrued Liability (UAL)

The preliminary budget also includes the final cash payment (\$1 million) to complete the approved three-year plan in eliminating the Pre-2013 Pool Unfunded Accrued Liability for the 3.0% @ 50 Safety plan.

Budget Summary

The District expects that FY17 tax revenue will have a moderate increase, and that the refund of property taxes has stabilized declined and stabilized. The estimated revenue from the reorganization will grow as the community of Harmony Grove Village continues to grow. The negotiated one-time funds from the County of San Diego should off-set any deficient from the new services the District will now provide in the communities of Elfin Forest and Harmony Grove. The FY17 planned expenditures are higher than FY16, mainly due to the District's expanded service area of Elfin Forest/Harmony Grove. District personnel will continue to evaluate and monitor all revenues and expenditures without sacrificing the high level of service we provide to the community.

Due to strong, responsible leadership and prudent fiscal policy, the Fire District is well positioned to take advantage of our financial position to reduce the CalPERS Unfunded Accrued Liability, and invest in future capital projects without incurring debt.

Mission: *To serve the public through the protection of life, environment and property from fire and other emergencies through prevention, preparedness, education, and response.*

FY17

OPERATING
EXPENDITURES

GENERAL FUND

Summary Revenues, Expenditures - Operating Budget 2016-2017

<i>(In Thousands)</i>	Est. (6/30)	Proposed	Change	
REVENUES	GF - 16	GF - 17	\$\$	%
Total Revenues	14,305	15,204	\$899	6.3%
EXPENDITURES				
Total Operating Expenditures	13,236	14,674	\$1,437	10.9%
Operating Surplus (Deficit)	1,069	531	(\$539)	-50.4%

Summary Revenues, Expenditures - Operating Budget 2016-2017

<i>(In Thousands)</i>	Est. (6/30)	Proposed	Change	
REVENUES	GF - 16	GF - 17	\$\$	%
Total Revenues	14,305	15,204	\$899	6.3%
EXPENDITURES				
Personnel	9,978	11,635	\$1,658	16.6%
Contractual Services	1,367	1,663	\$297	21.7%
Materials & Supplies	502	626	\$124	24.7%
Other Expenditures (Projects/Equipment/Prior Year)	668	0	(\$668)	
Depreciation	<u>721</u>	<u>749</u>	<u>\$28</u>	3.9%
Total Operating Expenditures	13,236	14,674	\$1,437	10.9%
Operating Surplus (Deficit)	1,069	531	(\$539)	-50.4%

Summary - Operating Revenues 2016-2017

<i>(In Thousands)</i>	Est. (6/30)	Proposed	Change	
REVENUES	GF - 16	GF - 17	\$	%
Taxes & Assessments	11,027	11,602	575	5.2%
Tax Refunds - Adjustment	(67)	(67)	0	0.1%
Benefit Fee	<u>1,030</u>	<u>1,458</u>	<u>428</u>	<u>41.6%</u>
Subtotal	11,990	12,994	1,004	8.5%
Developer Reimbursement/Revenue				
4S Ranch	0	0	0	
Rancho Cielo	462	<u>410</u>	(52)	-11.3%
Subtotal	462	410	(52)	-11.3%
Other Revenue				
EFF/HG (County)	686	1,097		
Plan Checks	150	150	0	0.0%
Administrative Fees	174	2	(173)	-99.1%
Interest	66	63	(4)	-6.0%
Lease	269	340	71	26.3%
Instructor/Training	16	15	(1)	-3.8%
Grant	25	27	2	6.3%
FF/EMS Reimbursement	323	25	(298)	-92.3%
Other	<u>142</u>	<u>83</u>	<u>(59)</u>	<u>-41.6%</u>
Subtotal	1,853	705	(52)	-2.8%
Total Operating Revenues	<u>14,305</u>	<u>15,204</u>	<u>899</u>	6.3%

Summary Expenditures - Operating Budget 2016-2017

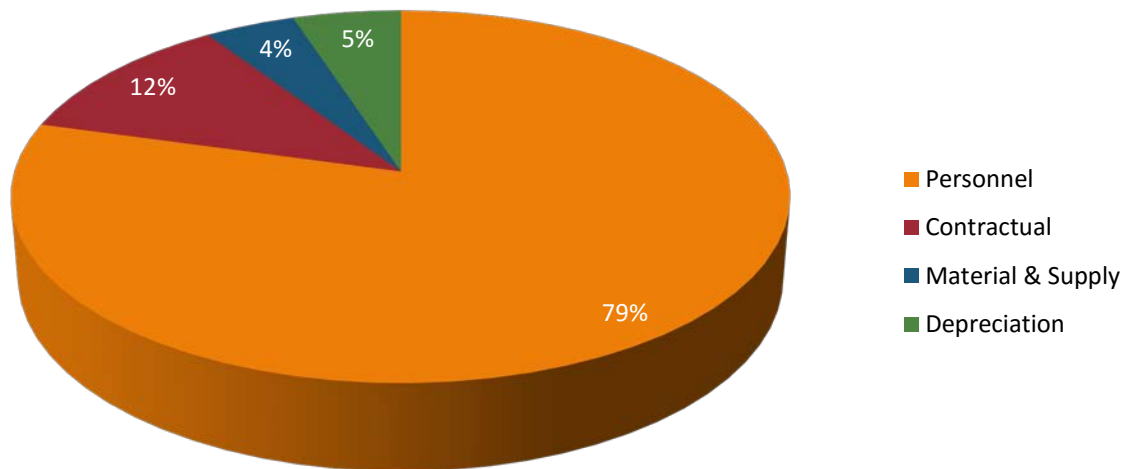
(In Thousands)	Est. (6/30) GF - 16	Proposed GF - 17	Change \$\$	%
EXPENDITURES				
Personnel				
Payroll				
Salary	5,893	6,651	\$758	12.9%
Emergency Response Compensation	0	0	\$0	
Management Services (Coop Eff)	0	0	\$0	
Holiday Pay	171	230	\$58	34.1%
Overtime	1,134	1,644	\$509	44.9%
Paramedic Incentive	0	0	\$0	0.0%
Subtotal	7,198	8,525	\$1,326	18.4%
Benefits				
Health Insurance + HRSA	1,177	1,269	\$92	7.8%
Life/LTD Insurance	14	41	\$27	186.5%
Medicare/Social Security	105	130	\$25	23.4%
Retirement	1,299	1,445	\$146	11.2%
Unemployment	12	15	\$4	31.0%
Workers Compensation	125	146	\$20	16.3%
Other	47	65	\$18	37.7%
Subtotal	2,780	3,111	\$331	11.9%
TOTAL	9,978	11,635	\$1,658	16.6%
Contractual Services				
Administration Fees	194	223	\$29	15.0%
Building/Facility Lease	31	31	\$1	2.0%
Dispatching	148	154	\$6	3.8%
Equipment Rental & Repairs	28	41	\$13	48.3%
Insurance	78	105	\$27	34.4%
Legal	42	46	\$4	9.2%
Meetings, Meals, Mileage	6	8	\$2	31.1%
Other Contractual/Professional Services	373	386	\$13	3.5%
Service Agreements	38	49	\$12	31.5%
Soil Contamination	0	0	\$0	
Training	59	106	\$47	78.8%
Utilities	255	301	\$46	18.1%
Vehicle Maintenance & Repairs	90	184	\$95	105.3%
All Other	25	28	\$3	12.5%
TOTAL	1,367	1,663	\$297	21.7%
Materials & Supplies				
Apparatus	29	23	(\$6)	-21.2%
Apparatus - Computers	2	14	\$12	
Computer	51	86	\$35	69.4%
Fuel	22	33	\$11	50.3%
Grants	0	0	\$0	
Office	40	40	\$1	2.1%
Safety	150	64	(\$86)	-57.4%
Uniforms	35	48	\$13	37.0%
Programs/Public Education	26	23	(\$3)	-10.8%
Hose, Nozzles, Foam	33	10	(\$23)	-69.4%
Radio	18	139	\$121	682.5%
Station Maintenance/Supplies/Janitorial	40	51	\$11	28.5%
All Other	57	94	\$37	64.3%
TOTAL	502	626	\$124	24.7%
Other Expenditures (Projects/Equipment/Prior Year)	668	0	(\$668)	
TOTAL	668	0	(\$668)	
Depreciation	721	749	\$28	3.9%
TOTAL Operating Expenditures	13,236	14,674	\$1,437	10.9%

OPERATIONAL COST SUMMARY	BUDGET		BUDGET	Bgt vs Act % Change
	FY16	Est (6/30)	FY17	
Personnel	9,900,223	9,977,793	11,635,475	16.6%
Contractual	1,556,269	1,366,549	1,663,419	21.7%
Material & Supply	548,456	501,610	625,609	24.7%
Prior Year Expense (<i>Dev Reim Adjustment</i>)	0	606,731	0	-100.0%
RSF5 Start Up		61,716		
Depreciation	720,463	721,312	749,159	3.9%
TOTAL OPERATING COSTS BEFORE CAPITAL OUTLAY	12,725,412	13,235,710	14,673,662	10.9%

Capital

Equipment - GF	81,125	31,697	0
Equipment - FMF	63,375	27,662	0
Facility - GF	211,215	0	38,250
Facility - FMF	108,644	0	114,750
Fleet - GF	1,250,000	36,213	1,135,000
Fleet - FMF	0	0	0
	1,714,359	95,571	1,288,000
Total GF	1,542,340	67,910	1,173,250
Total FMF	172,019	27,662	114,750
	1,714,359	95,571	1,288,000

FY17 Operating Budget - Expenditures



Estimated Cash Net Assets for FY16 FY17 *(not including Net Pension Obligation)*

General Fund					
	FUND TOTAL	FY16	FUND TOTAL	FY17	%
Cash - Beginning (June 30, 2015)		14,935		15,158	
June 30 Receivables		0			
June 30 Restricted Cash & Cash Equivalents		0			
June 30 Prepay		0			
June 30 Transfer in (out)		0		0	
		14,936		15,158	1.5%
June 30 Liabilities		0		0	
BEGINNING - NET CASH ASSETS		<u>14,936</u>		<u>15,158</u>	1.5%
PROJECTED REVENUE					
Taxes & Assessments	11,990		12,994		
Interest	66		63		
Developer Reimbursement	462		410		
Lease Revenue	269		340		
Other Revenue	506		150		
EFF/HG (County)	686		1,097		
Fees	324		152		
Fire Mitigation Fees			0		
Total Projected Revenue	14,305		15,204		
PROJECTED EXPENDITURES					
Personnel Costs	9,978		11,635		
Maintenance & Operating Costs	2,537		2,289		
Capital/Project Expenditures			0		
Depreciation Expense	721		749		
Total Operating Expenditures	13,236		14,673		
Operating Surplus - \$	1,069		531		
Operating Cash Surplus (Deficit) inc. depreciation	1,791		1,279		
Additional Cash Payments					
Equipment - Facility - Vehicles	96		1,173		
CalPERS UAL	1,500		1,000		
Total Projected Cash Expenditures	14,110		16,098		
Excess Revenue over Expenditure	195		(894)		
Transfers in(out)	28		115		
Net Change in Fund Balance		223		(779)	
CASH ASSETS - 6/30		<u>15,158</u>		<u>14,380</u>	
Fire Mitigation Fund					
Cash - Beginning		906		1,037	
June 30 Receivables		0		0	
June 30 Restricted Cash & Cash Equivalents		0		0	
June 30 Prepay		0		0	
June 30 Transfer in (out)		0		0	
		906		1,037	
June 30 Liabilities		0		0	
BEGINNING - NET CASH ASSETS		<u>906</u>		<u>1,037</u>	14.5%
PROJECTED REVENUE					
Interest		7		7	
Fire Mitigation Fees		153		145	
Total Projected Revenue		159		152	-4.7%
PROJECTED EXPENDITURES					
Total Operating Expenditures					
Excess Revenue over Expenditure		159		152	
Transfers in(out)		(28)		(115)	
Net Change in Fund Balance		132		37	
CASH ASSETS - 6/30		1,037		1,075	3.6%
LIABILITIES & FUND EQUITY					
Restricted Reserves					
Fire Mitigation		<u>1,037</u>		<u>1,075</u>	
TOTAL LIABILITIES & FUND BALANCE		<u>1,037</u>		<u>1,075</u>	3.6%
ENDING - NET CASH ASSETS (Deficit)-ALL FUNDS		<u>16,196</u>		<u>15,455</u>	-4.6%

FISCAL YEARS - FY15; FY16; FY17

	BUDGET	Est (6/30)	PROPOSED	Est- Bgt %	Bgt- Bgt %
	FY 16	FY 16	FY 17		
Revenue					
Taxes & Assessments	10,707,000	11,026,785	11,602,200	5%	8%
Tax Refunds - Adjustment	(97,000)	(66,823)	(66,900)	0%	-31%
Benefit Fee	1,029,800	1,029,860	1,458,200	42%	42%
HGV-CFD			21,600		
EFF/HG (County)		686,459	1,075,000	57%	100%
Interest Income	45,000	66,479	62,500	-6%	39%
Plan Reviews	207,400	150,170	150,200	0%	-28%
EMS First Responder	15,100	14,251	14,800	4%	-2%
CSA-17 (ALS Equipment & Supplies)	36,200	36,180	36,200	0%	0%
Firefighting Reimbursement (FEMA/OES)	300,000	323,278	25,000	-92%	-92%
Fuel Tank Reimbursement	0	0	0		
Grant Revenue	20,000	25,110	26,700	6%	34%
Assets					
Sale of Assets	0	0	0		
Miscellaneous	26,500	88,409	29,700	-66%	12%
Hydrant Maintenance	3,800	2,980	3,000	1%	-21%
Instructor/Training Revenue	15,400	16,000	15,400	-4%	0%
Developer Reimbursement/Revenue					
Dev. Reim. Rev - Rancho Cielo Station	150,000	462,165	409,800	-11%	173%
Lease Revenue	0		0		
AMR (formerly Rural Metro)	85,500	85,347	86,900	2%	2%
Verizon	76,600	71,644	76,600	7%	0%
NCDJPA	23,700	23,646	23,700	0%	0%
RSF Association	89,700	88,080	92,300	5%	3%
Verizon (Generator)	800	718	800	11%	0%
Cellular Site Rental (RSF6)		0	60,000		100%
Administrative Fees	230,100	174,339	1,500	-99%	-99%
Subtotal	12,965,100	14,305,076	15,204,300	6%	17%
Expenditures - (GF)					
- Personnel	9,902,200	9,977,793	11,635,500	17%	18%
- Contractual Costs; Material & Supplies; PY Expenses	2,104,726	2,474,889	2,289,100	-8%	9%
- Project Expenditures (RSF5)		61,716		-100%	
Subtotal	12,006,926	12,514,398	13,924,600	11%	16%
- Depreciation Expense	720,500	721,312	749,200	4%	4%
Total Operating Expenditures	12,727,326	13,235,710	14,673,700	11%	15%
Operating Surplus (Deficit)	237,774	1,069,366	530,700	-50%	123%
- Other Exenditures - Capital	1,136,750	95,571	1,173,300	1128%	3%
- Long Term AUL (CalPERS) - Additional Payments	1,500,000	1,500,000	1,000,000	-33%	-33%
Total Expenditures (minus depreciation)	14,643,626	14,109,969	16,097,800	14%	10%
Net Surplus (Deficit)	(\$1,678,626)	\$195,107	(\$893,500)	-558%	-47%
- Other financing sources (transfers in/out)	148,500	27,662	114,800	315%	-23%
Cash Surplus (Deficit)	(1,530,126)	222,768	(778,800)	-450%	-49%
Designated Capital Revenue					
Annexation Fees					
Fire Mitigation Fee Interest	1,900	6,632	6,700	1%	253%
Fire Mitigation Fees	369,300	152,796	145,200	-5%	-61%
Subtotal	371,200	159,428	151,800	-5%	-59%
Designated Capital Revenue Expenditures					
FMF Expenditures					
Transfer in/out	172,100	27,662	114,800	315%	-33%
Total Expenditures - (FMF)	172,100	27,662	114,800	315%	-33%
Cash Surplus (Deficit)	\$199,100	\$131,766	\$37,000	-72%	-81%
Prior Year Adjustments					
RESERVE Surplus (Deficit) - All Funds	(902,800)	354,635	(741,700)	-309%	-18%

FY17

CAPITAL
EXPENDITURES

GENERAL FUND
&
FIRE MITIGATION
FUND

2016-2017 CAPITAL EQUIPMENT EXPENDITURES & FIVE YEAR CAPITAL PLAN

GENERAL FUND

ASSETS

Description	FY16	Act (6/30)	Five Year Capital Plan				
			FY17	FY18	FY19	FY20	FY21
Rescue Tool							
Generator (Admin)							
Printer Plotter							
Fire Prevention Software (FMF Project Approved FY15)							
Hurst eHydraulic Rescue Tool Set	\$40,000	31,697					
0312 - Engine - (Type I)							
Phone System Admin/Station 1	-	-	-	-	-	-	-
Subtotal	40,000	31,697	-	-	-	-	-

FIRE MITIGATION FUND

ASSETS

Description	FY16	Act (6/30)	FY17	FY18	FY19	FY20	FY21
Fire Prevention Software (FMF Project Approved FY15)	-	27,662	-	-	-	-	-
Total Proposed Asset Expenditures	-	27,662	-	-	-	-	-
TOTAL	40,000	59,359	-	-	-	-	-
Fire Prevention Software (FMF Project Approved FY15) - Project Costs in Other Professional Services	33,750						

2016-2017 CAPITAL FACILITY IMPROVEMENT EXPENDITURES & FIVE YEAR CAPITAL PLAN

GENERAL FUND

FACILITY REPLACEMENT - IMPROVEMENT

			Five Year Capital Plan						
Project #	Description	Funding %	BUDGET FY16	Est Jun 30	FY17	FY18	FY19	FY20	FY21
15-01	Replacement of Air Conditioning Units @ RSF1	100%	\$175,000	→					
Future Proj.	Ground Cover @ Station 4	100%	\$20,000						
10-01	Microwave Metropolitan Area Wireless Network <i>Committee</i> <i>Approved (FY10) - Est \$153,000</i>	25%	38,250	-	38,250	-	-	-	-
SUBTOTAL			233,250	-	38,250	-	-	-	-
FIRE MITIGATION FUND									
FACILITY REPLACEMENT/IMPROVEMENT									
Project #	Description	Funding %							
10-01	Microwave Metropolitan Area Wireless Network <i>Committee</i> <i>Approved (FY10) - Est \$153,000</i>	75%	114,750	-	114,750	-	-	-	-
SUBTOTAL			114,750	-	114,750	-	-	-	-
TOTAL			348,000	-	153,000	-	-	-	-

2016-2017 CAPITAL FLEET EXPENDITURES & FIVE YEAR CAPITAL PLAN

GENERAL FUND

Five Year Capital Plan

ID/Vehicle Type	Year	FY16	Est Jun 30	FY17	FY18	FY19	FY20	FY21
Reserve Vehicles								
0211 - Engine (Type I)	2002							
VEHICLE REPLACEMENT RESERVES								
1611 - Engine (on order)	2016		7,310					
1681 - Staff (Ford Explorer)	2016		28,903					
0261 - Water Tender	2002			380,000				
0262 - Brush (Type III)	2002				440,000			
0281 - Staff	2002			45,000				
0311 - Engine - (Type I)	2003	630,000						
0312 - Engine - (Type I)	2003			660,000				
0382 - Staff	2003							
0384 - Staff	2003	50,000		50,000				
0561 - Brush (Type III)	2005						402,728	
0811 - Engine - (Type I)	2008						700,883	
0881 - Command	2008						56,279	
0981 - Staff	2009						38,975	
0681 - (1081) - Staff (Explorer)	2006	35,000						
1181 - Staff	2011							⇒
1281 - Staff (Ford F150)	2012							⇒
1282 - Command (Explorer)	2012							⇒
1381 - Staff (Escape)	2013							⇒
1481 - Staff (Explorer)	2014							⇒
1411 - Pumper	2013							⇒
1482 - Staff (Explorer)	2014							⇒
1581 - Command	2015	-	-	-	-	-	-	⇒
TOTALS		715,000	36,213	1,135,000	440,000	-	1,198,865	-

FIRE MITIGATION FUND

ID/Vehicle Type	Year	FY16	Est Jun 30	FY17	FY18	FY19	FY20	FY21
<i>Nothing planned</i>		-		-	-	-	-	-
TOTAL		715,000	36,213	1,135,000	440,000	-	1,198,865	-

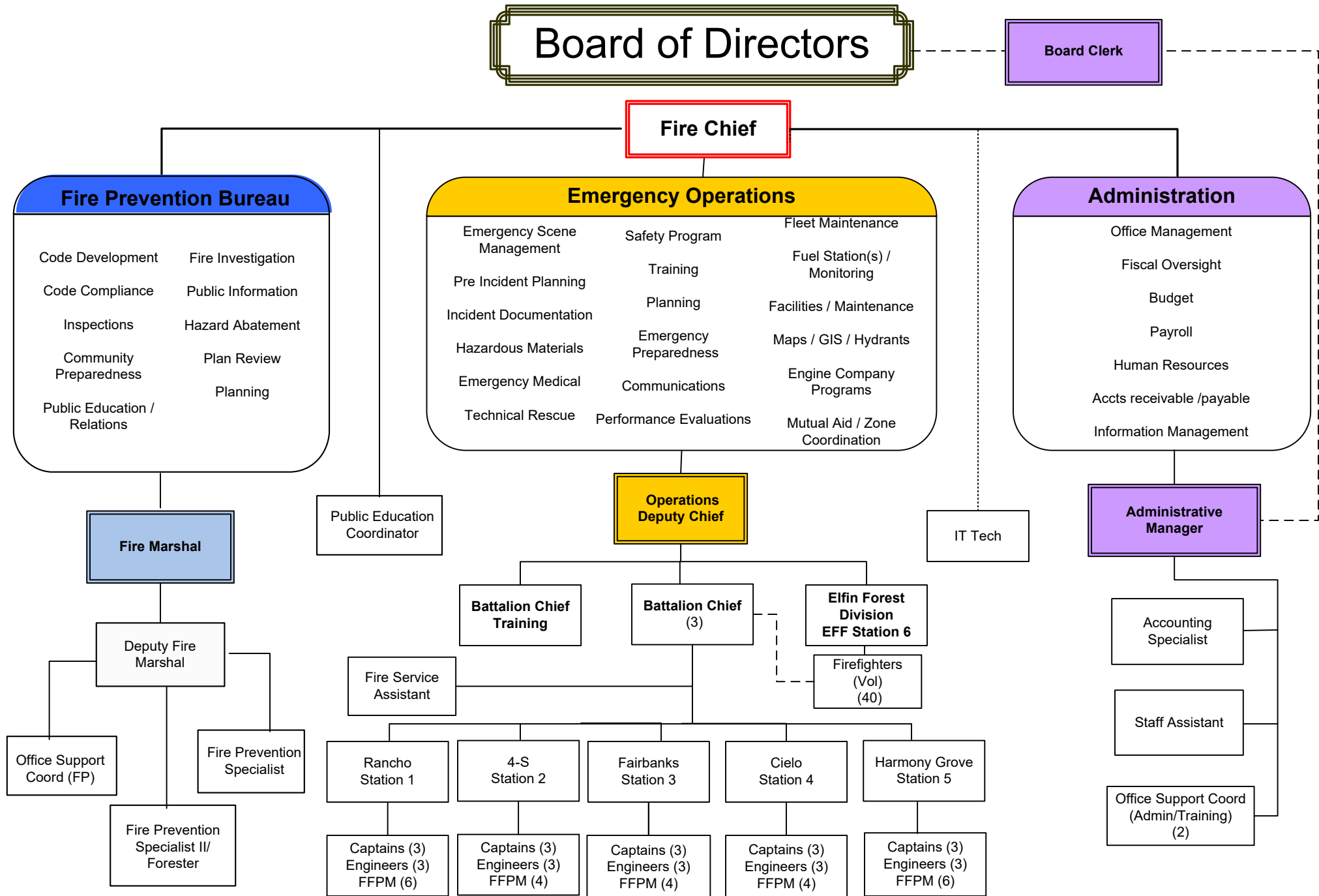
FY17

ORGANIZATION
CHART

PERSONNEL

EQUIPMENT

FACILITY
FLEET



AUTHORIZED PERSONNEL

Positions	FY 16 Authorized	Changes	FY 17
<i>Fire Administration</i>			
Fire Chief	1	0	1
Deputy Chief	2	-1	1
Fire Marshal	1	0	1
Administrative Manager	1	0	1
Battalion Chief	4	0	4
Staff Assistant/Office Support Coordinator ¹ (Admin & Prevention)	3	0	3
Accounting Specialist	1	0	1
Deputy Fire Marshal	1	0	1
Fire Prevention Specialist	1	0	1
Public Education Coordinator	1	0	1
Fire Prevention Specialist II/Forester	1	0	1
EMS Coordinator	1	-1	0
Fire Services Assistant	1	0	1
<i>Suppression</i>			
Captain	12	+3	15
Engineer	12	+3	15
Firefighter/Paramedic	15	+6	21
Limited Firefighter PM	0	+3	3
<i>Elfin Forest Division</i>			
Division Chief			
Firefighters (*not to exceed)	0	<u>+2</u>	2
	<u>0</u>	<u>+40 *</u>	<u>40</u>
Total	58	55	113

2016-2017 Equipment - DEPRECIATION EXPENSE & ACCUMULATED RESERVES

Description	Cost	Addition	Date in Service	Depreciation Schedule - Years	Depreciation Annual Expense	Jun 2016 Accumulated Reserves	Jun 2016 Accumulated Reserves	June 2017 Accumulated Reserves	June 2017 Accumulated Reserves	June 2017 Accumulated Reserves
Turnout Washer	52,595.00		6/30/2005	2005	5		52,595.00	#VALUE!		52,595.00
Hydraulic Rescue Tool	22,400.00		6/30/2005	2005	15	1,493.31	17,920.00	#VALUE!	1,493.33	19,413.33
File Server	16,279.35		7/13/2005	2005	3		16,279.35	#VALUE!		16,279.35
Hydraulic Rescue Tool #2	18,360.89		1/1/2008	2008	15	1,224.06	10,404.50	#VALUE!	1,224.06	11,628.56
Thermal Imaging Camera #1	11,201.25		5/1/2009	2009	5		11,201.25	#VALUE!		11,201.25
Thermal Imaging Camera #2	11,201.25		5/1/2009	2009	5		11,201.25	#VALUE!		11,201.25
Copier	19,921.64		11/1/2009	2009	5		19,921.64	#VALUE!		19,921.64
Phone System - Admin	24,495.83		3/31/2011	2011	5	4,899.17	24,495.83	#VALUE!		24,495.83
Office Furnishings - Admin (Rancho Cielo)	101,728.23		3/31/2011	2011	10	10,172.82	53,400.35	#VALUE!	10,172.82	63,573.18
File Server - Fairbanks	11,721.16		3/31/2011	2011	7	1,674.45	8,789.72	#VALUE!	1,674.45	10,464.17
File Server - Admin	41,143.18		3/31/2011	2011	7	5,877.60	30,853.36	#VALUE!	5,877.60	36,730.96
Board Room Dias Furnishings - Admin	21,025.00		4/16/2011	2011	10	2,102.50	10,950.28	#VALUE!	2,102.50	13,052.78
Printer-Scanner-Plotter	18,104.21		2/1/2014	2014	7	2,586.32	7,327.89	#VALUE!	2,586.32	9,914.21
Generator (Towable)	25,206.06		4/1/2014	2014	10	2,520.61	3,780.91	#VALUE!	2,520.61	6,301.52
File Server	10,950.58		7/1/2014	2014	3	3,650.19	4,562.74	#VALUE!	3,650.19	8,212.94
Phone System - Admin	23,060.12		12/1/2014	2014	10	2,306.01	3,651.19	#VALUE!	2,306.01	5,957.20
Thermal Imaging Camera #3	10,119.00		2/1/2015	2015	5	2,023.80	2,867.05	#VALUE!	2,023.80	4,890.85
Hydraulic Rescue Tool #3	32,246.00		6/30/2015	2015	15	2,149.73	2,992.98	#VALUE!	2,149.73	5,142.72
Hydraulic Rescue Tool #4	31,696.92		4/1/2016	2016	15	2,113.13	521.05	#VALUE!	2,113.13	2,634.17
	<u>503,455.67</u>					<u>44,793.70</u>	<u>293,716.35</u>		<u>39,894.54</u>	<u>333,610.91</u>

Acc Dep - 2016	293,716.35
Ann Dep - 2017	39,894.54
	333,610.90
Adj Dep - 2017	0.00
Acc Dep - 2017	<u>333,610.91</u>

2016-17 STATION LOCATION - DEPRECIATION EXPENSE & ACCUMULATED RESERVES

Station Locations	Cost	Addition	Year in Service	Depreciation Schedule - Years	Depreciation Annual Expense	Jun 2016 Accumulated Reserves	6/30/2017	June 2017 Accumulated Reserves	June 2017 Accumulated Reserves
16936-1/2 El Fuego (Admin)	1,294,645.00		6/30/1992	40	32,366.13	776,787.65	25	32,366.13	809,153.77
Admin Bldg	112,623.07		4/30/2007	26	4,331.66	49,092.07	10.18	4,331.66	53,423.73
16936 El Fuego (Stn)	2,922,332.00		6/30/1999	40	73,058.30	1,241,991.90	18	73,058.30	1,315,050.20
Pavers	44,176.00		10/1/2008	30	1,472.53	11,412.13	8.75	1,472.53	12,884.67
AC Refurbishing/Replacment	200,000.00								-
6424 El Apajo Completed 03/26/2012	\$4,854,088		4/1/2012	40	121,352.20	485,408.80	5.25	121,352.20	606,761.00
16930 Four Gee Road	3,180,000.00		6/30/2003	40	79,500.00	1,033,500.00	14	79,500.00	1,113,000.00
16930 Four Gee Road - Training Tower	1,563,252.00		6/30/2004	40	39,081.30	468,975.60	13	39,081.30	508,056.90
Training Facility Concrete	27,000.00		6/30/2006	38	710.53	8,526.33	11	710.53	9,236.85
16930 Four Gee Road - Storage Facility	190,225.36		6/30/2007	40	4,755.63	42,800.70	10	4,755.63	47,556.34
18040 Calle Ambiente	3,180,000.00		6/30/2005	40	79,500.00	861,250.00	12	79,500.00	940,750.00
								-	
Admin Bldg (Rancho Cielo)	<u>1,699,885.47</u>		4/18/2011	40	<u>42,497.14</u>	<u>221,101.54</u>	6.21	<u>42,497.14</u>	<u>263,598.68</u>
	<u>19,268,226.90</u>				<u>478,625.41</u>	<u>5,200,846.72</u>		<u>478,625.41</u>	<u>5,679,472.13</u>
						\$ 4,722,221.31			
						\$ 478,625.41			
							Acc Dep - 2016	30-Jun	\$ 5,200,846.72
							Ann Dep - 2017		\$ 478,625.41
							Adj Dep - 2017		\$ -
							Acc Dep - 2017	30-Jun	<u>\$ 5,679,472.13</u>

2016-17 FLEET - DEPRECIATION EXPENSE & ACCUMULATED RESERVES

Unit ID	Type	Year	Location	Replacement	Acquisition Schedule -	Est. Annual	Jun 2016 Accumulated Reser	June 2017 Accur	June 2017 Accumulated Reserves			
Asset No	Description	Year	Location	Est Replacement	Actual Cost	Date in Service	Depreciation Schedule	Annual Depreciation	June 30, 2016 Accumulated Depreciation	6/30/2017	2017 (Inc Adj)	June 30, 2017 Accumulated Depreciation
0261	Water Tender	2002		2017/2018	204,528.00	1-Jul-02	15	\$ 13,635.20	\$ 184,075.00	15.00	\$ 13,635.20	\$ 197,710.20
0262	Brush - Type III	2002		2016/2017	278,104.00	1-Jul-02	15	\$ 18,540.27	\$ 250,293.35	15.00	\$ 18,540.27	\$ 268,833.62
0281	Staff	2002		2012/2013	20,843.00	1-Jul-02	5	\$ 4,168.60	\$ 20,843.00	15.00		\$ 20,843.00
0311	Engine - Type I	2004		2014/2015	412,007.00	30-Jun-04	10	\$ 41,200.70	\$ 412,007.00	13.00		\$ 412,007.00
0312	Engine - Type I	2004		2015/2016	412,007.00	30-Jun-04	10	\$ 41,200.70	\$ 412,007.00	13.00		\$ 412,007.00
0382	Staff	2003		2012/2013	29,640.00	30-Jun-04	5	\$ 5,928.00	\$ 29,640.00	13.00		\$ 29,640.00
0384	Staff	2003		2014/2015	32,787.00	30-Jun-04	5	\$ 6,557.40	\$ 32,787.00	13.00		\$ 32,787.00
0561	Brush - Type III	2005		2019/2020	287,663.00	30-Jun-05	15	\$ 19,177.53	\$ 202,011.03	12.00	\$ 19,177.53	\$ 221,188.56
0681(1081)	Staff - Explorer	2006	EMS Coordinat	2015/2016	8,400.00	24-Aug-11	5	\$ 840.00	\$ 8,400.00	5.85		\$ 8,400.00
0811	Engine - Type I	2008		2018/2019	483,367.58	1-Apr-08	10	\$ 48,336.76	\$ 350,441.50	9.25	\$ 48,336.76	\$ 398,778.26
0881	Command	2008		2018/2019	43,291.22	7-Nov-07	5	\$ 8,658.24	\$ 43,291.22	9.65		\$ 43,291.22
0981	Staff	2009		2019/2020	29,842.38	1-Mar-09	5	\$ 5,968.48	\$ 29,842.38	8.34		\$ 29,842.38
1181	Staff - Explorer	2011		2020/2021	27,385.48	1-Jun-11	5	\$ 5,477.10	\$ 20,522.34	6.08	\$ 5,477.10	\$ 25,999.44
1281	Command - Exp	2012		2018/2019	64,270.30	1-Jul-12	5	\$ 12,854.06	\$ 35,388.91	5.00	\$ 12,854.06	\$ 48,242.97
1282	Staff - Ford F150	2012		2019/2020	50,555.58	1-May-12	5	\$ 10,111.12	\$ 44,989.21	5.17	\$ 5,566.37	\$ 50,555.58
1381	Staff - Escape	2013		2019/2020	35,064.29	1-Jun-13	6	\$ 5,844.05	\$ 12,467.30	4.08	\$ 5,844.05	\$ 18,311.35
1411	Pumper	2014	RSF2	2025/2026	573,423.77	3-Jul-14	12	\$ 47,785.31	\$ 47,785.31	3.00	\$ 47,785.31	\$ 95,570.63
1481	Staff - Explorer	2014		2021/2022	41,654.16	7-Apr-14	6	\$ 6,942.36	\$ 8,677.95	3.23	\$ 6,942.36	\$ 15,620.31
1482	Staff - Explorer	2014		2021/2022	44,206.53	7-Apr-14	6	\$ 7,367.76	\$ 9,209.69	3.23	\$ 7,367.76	\$ 16,577.45
1581	Staff - Expedition	2015	Fire Chief	2021/2022	45,497.68	1-May-15	6	\$ 7,582.95	\$ 7,582.95	2.17	\$ 7,582.95	\$ 15,165.89
1681	Staff - Explorer	2016		2022/2023	28,902.66	1-Mar-16	6	\$ 4,817.11	\$ 1,596.90	1.33	\$ 4,817.11	\$ 6,414.01
1611	Engine - Type I	2016		2028/2029	650,000.00	1-Jan-17	12	\$ 54,166.67	\$ -	0.49	\$ 26,712.33	\$ 26,712.33
RESERVE												
0211	Engine - Type I	2002	Reserve - RSF2	RESERVE	430,996.00	1-Jul-02	10	\$ -	\$ 430,996.50	15.00		\$ 430,996.50
0383	Command	2003	Reserve - RSF4	RESERVE	34,881.00	30-Jun-04	5		\$ 34,881.00	13.00	\$ -	\$ 34,881.00
0781	Command	2007	Battalion Chief	RESERVE	64,814.02	31-Dec-06	5		\$ 64,814.02	10.50		\$ 64,814.02
9611	Engine - Type I	1996	Reserve - RSF3	RESERVE	\$ 475,000.00	6/30/1996			\$ 475,000.00	21.00		\$ 475,000.00
					\$ 4,809,131.65				\$ 377,160.35	\$ 3,169,550.57	\$ 230,639.15	\$ 3,400,189.72

Accumulated Depreciation 2016 \$ 3,169,550.57

Annual Depreciation 2017 \$ 230,639.15

Accumulated Depreciation 2017 \$ 3,400,189.72

Adjustment \$ -

REVISED Accumulated Depreciation 2017 \$ 3,400,189.72